

# **Tableau**

## **DESKTOP-CERTIFIED-ASSOCIATE Exam**

### **Tableau Desktop Certified Associate**

#### **Questions & Answers**

#### **Demo**

# Version: 4.0

Topic 1, Exam Pool A

Download the Dataset from here:

<https://drive.google.com/file/d/1qR5yv5EKsRncbDoycHIYXEGNtmYZQ2u2/view?usp=sharing>

Use the above data set to answers the questions under Exam Pool A.

---

## Question: 1

---

Connect to the "Significant Volcano Eruption" data source. Create a histogram using field Death and having a bin size of 500. Find out which country reported 9 deaths in the bin of 0-500?

- A. United States
- B. Chile
- C. Japan
- D. Indonesia

---

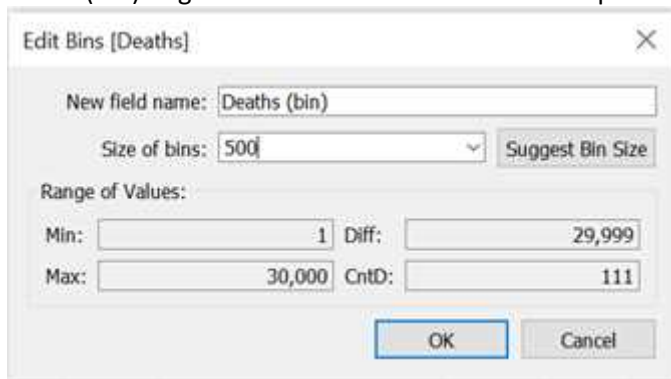
**Answer: A**

---

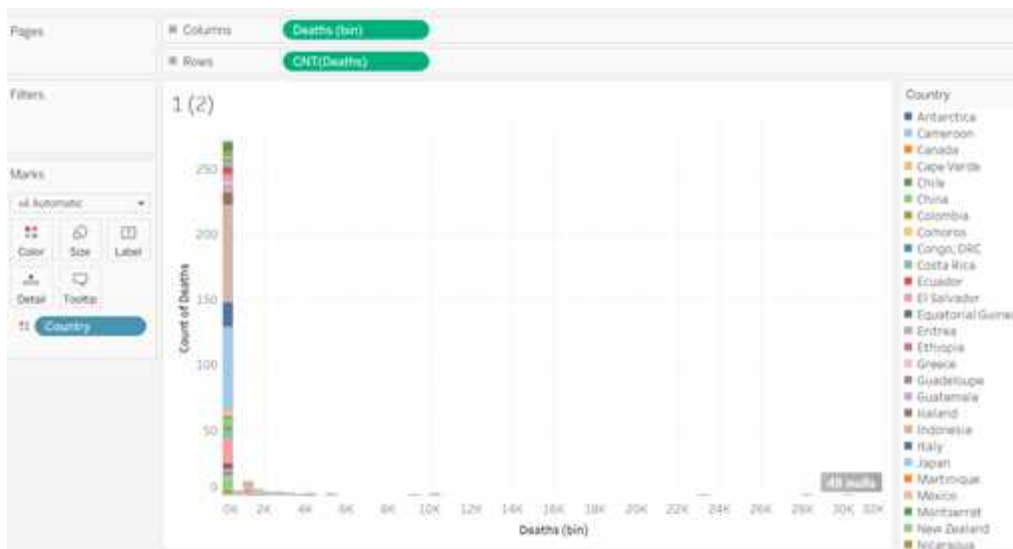
Explanation:

Select the measure "Death" and go to the Show Me and Click on Histogram

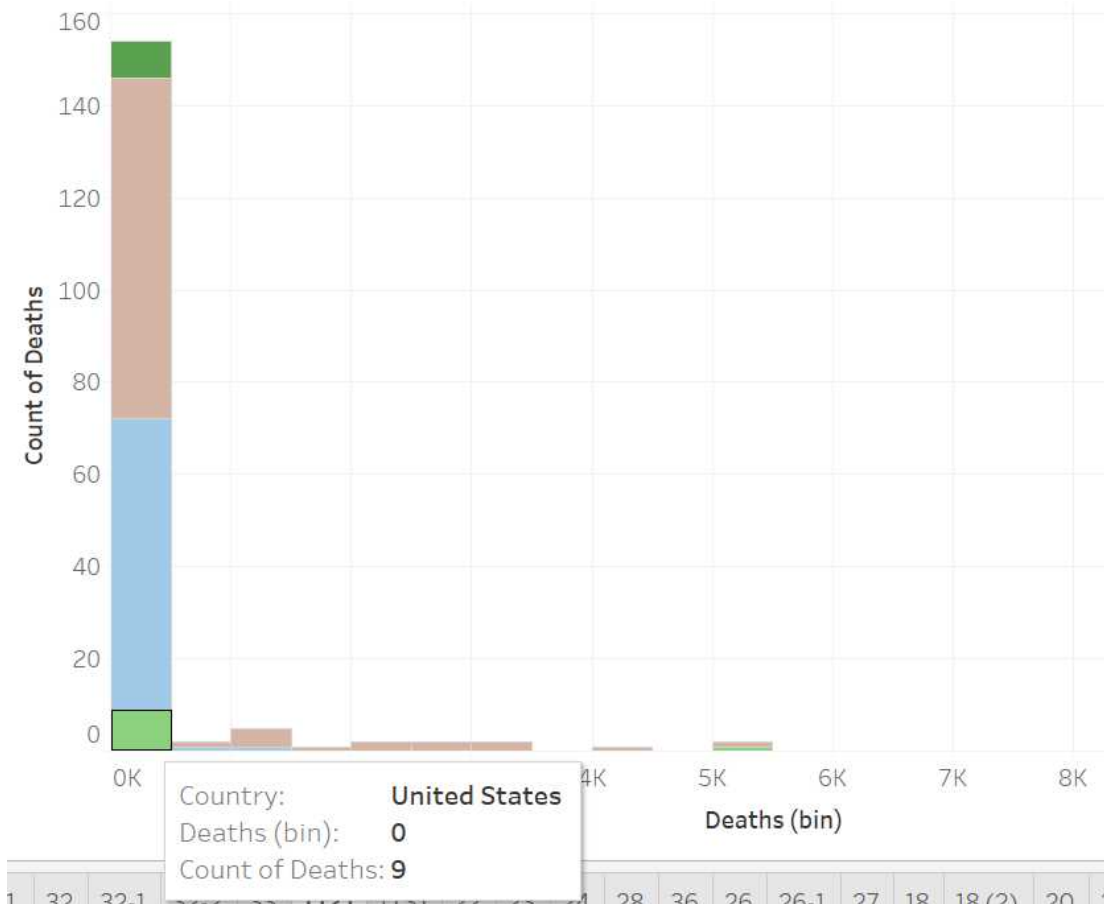
When we are binning the measure, it will create the dimension, so you get a new dimension as Death (bin). Right-click on this and click on Edit. Update the size of bins to 500.



Drop the Country to the color, so our view will look like this:



Now drop the Country to the filter and select 4 countries mentioned in our options. Hover the bar, it shows the United States has reported 9 deaths.



### Question: 2

In which of the following scenarios you should use the blend?

- A. The data to combine has the same structure but consists of data of different years.
- B. The combined data will be used in many worksheets in the current workbook.
- C. The data to combine is at a different level of detail.
- D. All of the above.

---

**Answer: C**

---

Explanation:

Union - The data to combine has the same structure but consists of data of different years.  
Blend - The data to combine is at a different level of detail.

---

### Question: 3

---

How the ATTR() is defined in Tableau?

- A. IF MIN ([dimension]) = MAX ([dimension]) THEN MIN ([dimension]) ELSE "\*" END
- B. IF MIN ([dimension]) = MAX ([dimension]) THEN MAX ([dimension]) ELSE "\*" END
- C. IF MIN ([dimension]) = MAX ([dimension]) THEN MIN ([dimension]) ELSE MAX ([dimension]) END
- D. IF MIN ([dimension]) = MAX ([dimension]) THEN MIN ([dimension]) ELSE NULL END

---

**Answer: A**

---

Explanation:

IF MIN ([dimension]) = MAX ([dimension]) THEN MIN ([dimension]) ELSE "\*" END  
Refer: <https://kb.tableau.com/articles/howto/when-to-use-the-attribute-attr-function>

---

### Question: 4

---

To create a choropleth map, your data source should include the following types of information?

- A. Quantitative or qualitative values
- B. Location names or custom polygons
- C. Background image
- D. Custom Territories

---

**Answer: A, B**

---

Explanation:

Refer: [https://help.tableau.com/current/pro/desktop/en-us/maps\\_howto\\_choropleth.htm](https://help.tableau.com/current/pro/desktop/en-us/maps_howto_choropleth.htm)

---

### Question: 5

---

How to add reference lines in a view? (Select correct two answers)

- A. Using Analytics pane
- B. Using Data Pane

- C. Using Analysis Menu
- D. Right Click on Axis and Add Reference Line

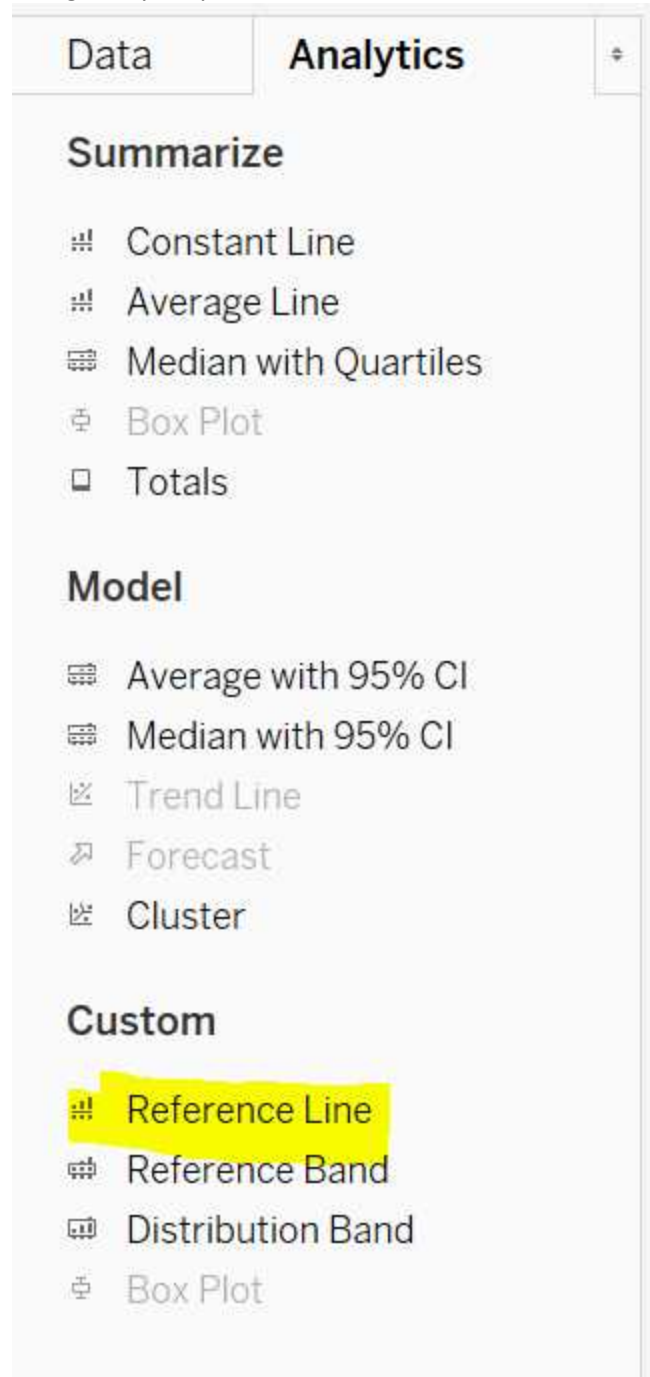
---

**Answer: A, D**

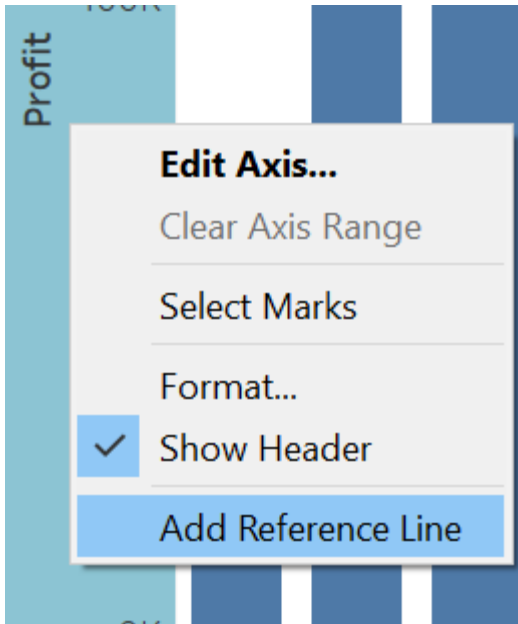
---

Explanation:

Using Analytics pane:



Right Click on Axis and Add Reference Line:



**Thank You For Trying Desktop-Certified-Associate PDF Demo**

**To try our Desktop-Certified-Associate Premium Files visit link below:**

**<https://examsland.com/latest-exam-questions/Desktop-Certified-Associate/>**

**Start Your Desktop-Certified-Associate Preparation**

**Use Coupon **EL25** for extra 25% discount on the purchase of Practice Test Software.**