

Dell

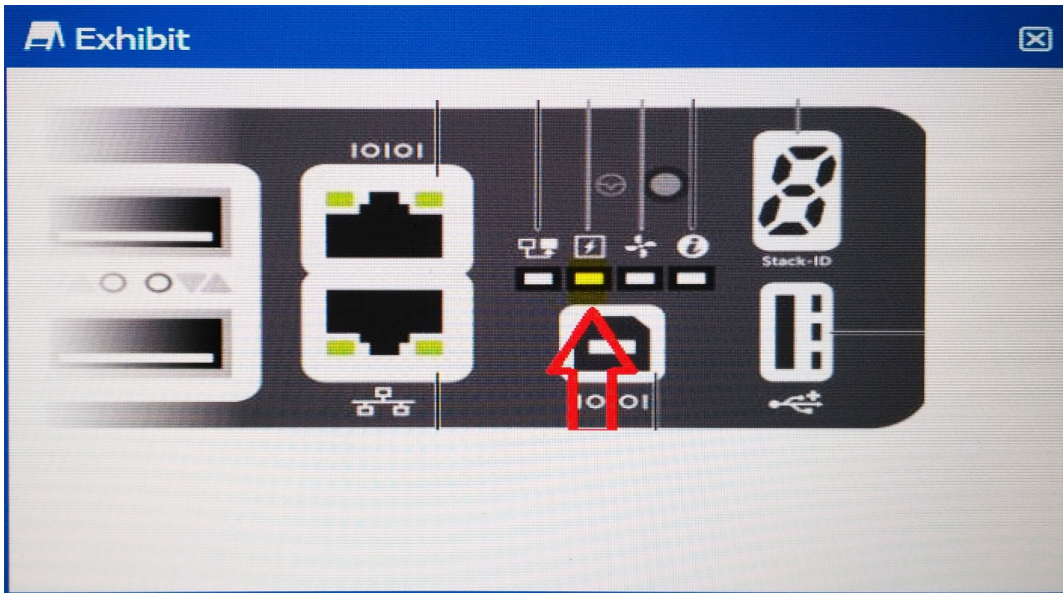
Exam DNDNS-200

Dell Networking Professional

Version: Demo

[Total Questions: 10]

Question No : 1



Refer to the exhibit.

A network engineer is installing a new Dell S-Series switch on the rack and notices that the Power LED is blinking yellow. What is causing this behavior on the switch?

- A. One of the fans has failed.
- B. One of the power supplies has failed.
- C. The switch is still rebooting.
- D. A problem has occurred with the stack cables.

Answer: B

Question No : 2

Exhibit 1



```
Booting PRIMARY configuration...
boot device           : flash
file name             : FTOS-CB-8-4-7-0.bin
Loading FTOS-CB-8-4-7-0.bin...openLOCALsrcfile failed, err = 38000f
Local file = flash:/FTOS-CB-8-4-7-0.bin
SlayerGetRlsImage: open local rls file failed

Error loading file: errno = 0x38000f.

Error: unable to boot PRIMARY configuration
Booting SECONDARY configuration...
boot device           : tftp
file name             : FTOS-CB-8.4.6.1.bin
Management Ethernet IP address : 10.180.58.102/24
Server IP address     : 192.168.1.1
Default Gateway IP address : 10.180.58.1
Started MUX device mgi
Attached TCP/IP interface to Management Ethernet .....
Attaching network interface lo0... done.
Copying image fr0xom network, please3dadlad0 wait .....
tftp error: tftp transfer failed: error 0x4b0007:Timed out during transfer
SlayerGetRlsImage: TFTP open rls file failed

Error loading file: errno = 0x3d0002.

Error: unable to boot SECONDARY configuration
Booting DEFAULT configuration...
boot device           : tftp
file name             : FTOS-CB-8.4.7.0.bin
Management Ethernet IP address : 10.180.58.102/24
Server IP address     : 192.168.1.1
Default Gateway IP address : 10.180.58.1
Copying image fr0xom network, please3dadlad0 wait .....
tftp error: tftp transfer failed: error 0x4b0007:Timed out during transfer
SlayerGetRlsImage: TFTP open rls file failed

Error loading file: errno = 0x3d0002.

Error: unable to boot DEFAULT configuration
```

Exhibit 2



```
BOOT_USER # show bootvar

PRIMARY OPERATING SYSTEM BOOT PARAMETERS:
=====
boot device           : flash
file name             : FTOS-CB-8-4-7-0.bin

SECONDARY OPERATING SYSTEM BOOT PARAMETERS:
=====
boot device           : tftp
file name             : FTOS-CB-8.4.6.1.bin
Management Ethernet IP address : 10.180.58.102/24
Server IP address     : 192.168.1.1
Default Gateway IP address : 10.180.58.1

DEFAULT OPERATING SYSTEM BOOT PARAMETERS:
=====
boot device           : tftp
file name             : FTOS-CB-8.4.7.0.bin
Management Ethernet IP address : 10.180.58.102/24
Server IP address     : 192.168.1.1
Default Gateway IP address : 10.180.58.1
```

```
Exhibit 3
BOOT_USER # dir flash:
Directory of flash:
 1 drwx      4096   Apr 10 2015 18:54:02 TRACE_LOG_DIR    <DIR>
 2 drwx      4096   Apr 10 2015 18:54:02 CRASH_LOG_DIR    <DIR>
 3 drwx      4096   Apr 10 2015 18:54:02 NVTRACE_LOG_DIR  <DIR>
 4 drwx      4096   Apr 10 2015 18:54:02 CORE_DUMP_DIR    <DIR>
 5 drwx      4096   Apr 10 2015 18:54:02 RUNTIME_PATCH_DIR <DIR>
 6 drwx      4096   Apr 10 2015 18:54:02 ADMIN_DIR        <DIR>
 7 -rwx      22457  Dec 02 2015 18:09:00 startup-config
 8 -rwx         0   Dec 02 2015 18:09:04 pdtrc.lo0
 9 -rwx         80   Dec 02 2015 18:09:04 memtrc.lo0
10 -rwx     37370995 Aug 13 2015 00:34:12 FTOS-CB-8.4.7.0.bin
11 -rwx     35405822 Sep 12 2015 16:56:30 FTOS-CB-8.4.6.1.bin
12 -rwx      22457  Dec 02 2015 17:22:50 startup-config.bak
```

Refer to the exhibits.

A customer upgrades its C-Series switch and is experiencing a constant boot loop.

Which two options allow the switch to boot successfully using the newer firmware?
(Choose two.)

- A.
- B.
- C.
- D.
- E.

Answer: A,E

Question No : 3

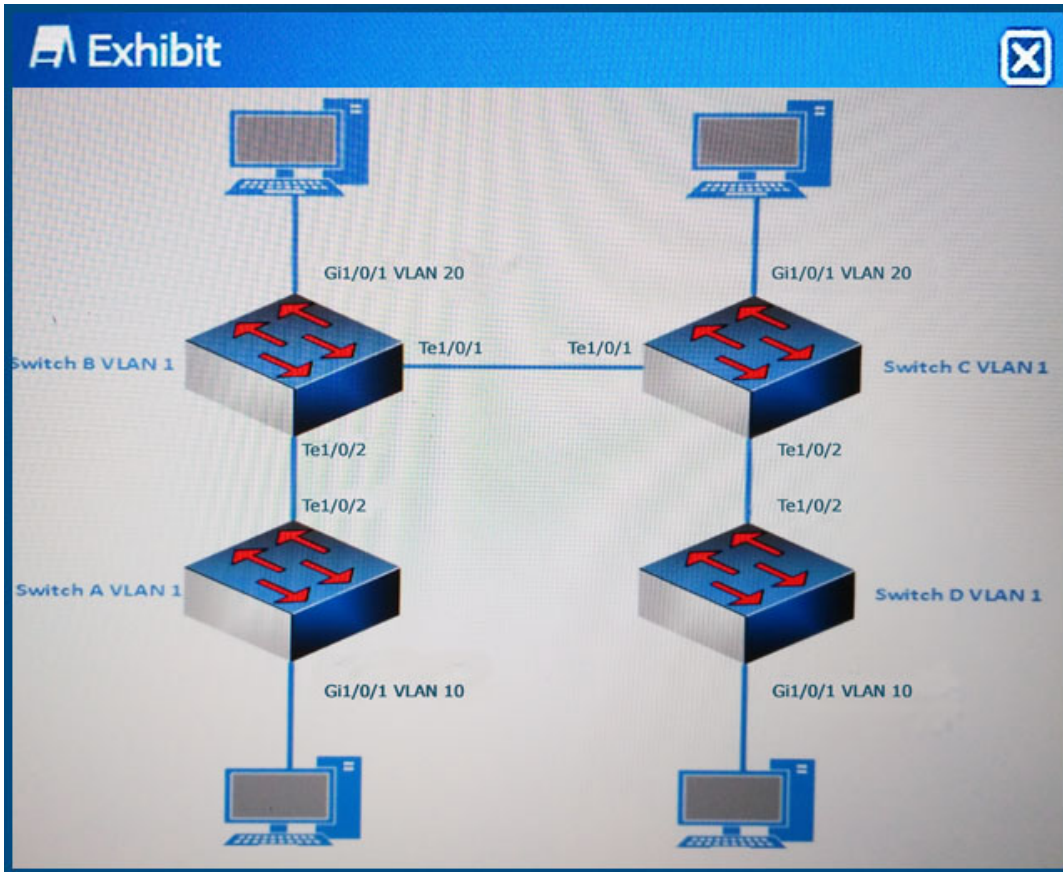
A new switch is already configured with an IP address and is reachable within the network. SSH and HTTPS are verified. The network engineer needs to disable HTTP for switch management.

What is the correct command?

- A. console# no ip https server
- B. console(config)# no ip http server
- C. console# no ip http server
- D. console(config)#ip http server disable

Answer: B

Question No : 4



Refer to the exhibit.

The trunk links are being over utilized. A network engineer needs to resolve the issue by pruning the trunk links of unnecessary vlans. Each switch must be management accessible via VLAN 1.

What are the allowed vlans on each trunk link?

- A.** Switch A [Te1/0/2 allowed VLAN 1, 10, 20]Switch B [Te1/0/2 allowed VLAN 1, 10, 20] [Te1/0/1 allowed VLAN 1, 10, 20]Switch C [Te1/0/2 allowed VLAN 1, 10, 20] [Te1/0/1 allowed VLAN 1, 10, 20]Switch D [Te1/0/2 allowed VLAN 1, 10, 20]
- B.** Switch A [Te1/0/2 allowed VLAN 1-4096]Switch B [Te1/0/2 allowed VLAN 1-4096] [Te1/0/1 allowed VLAN 1-4096]Switch C [Te1/0/2 allowed VLAN 1-4096] [Te1/0/1 allowed VLAN 1-4096]Switch D [Te1/0/2 allowed VLAN 1-4096]
- C.** Switch A [Te1/0/2 allowed VLAN 1, 10]Switch B [Te1/0/2 allowed VLAN 1, 10] [Te1/0/1 allowed VLAN 1, 10, 20]Switch C [Te1/0/2 allowed VLAN 1, 10] [Te1/0/1 allowed VLAN 1, 10, 20]Switch D [Te1/0/2 allowed VLAN 1, 10]

D. Switch A [Te1/0/2 allowed VLAN 10]Switch B [Te1/0/2 allowed VLAN 10] [Te1/0/1 allowed VLAN 10, 20]Switch C [Te1/0/2 allowed VLAN 10] [Te1/0/1 allowed VLAN 10, 20]Switch D [Te1/0/2 allowed VLAN 10]

Answer: A

Question No : 5

A network engineer needs to summarize the IP range of addresses from 172.16.32.0 to 172.16.35.255.

What is the most effective choice?

- A.** 172.16.32.0/23
- B.** 172.16.32.0/21
- C.** 172.16.32.0/22
- D.** 172.16.32.0/20

Answer: C

Question No : 6

A network engineer configures a new S-Series switch. When the network engineer reloads the switch, the running configuration is defaulted.

What is the most likely cause of the default running configuration?

- A.** The network engineer needs to upload a running config file from a USB drive.
- B.** The flash memory is corrupt and the switch needs to be replaced.
- C.** The switch was left in BMP mode.
- D.** The switch could not find a default FTP server for a configuration file.

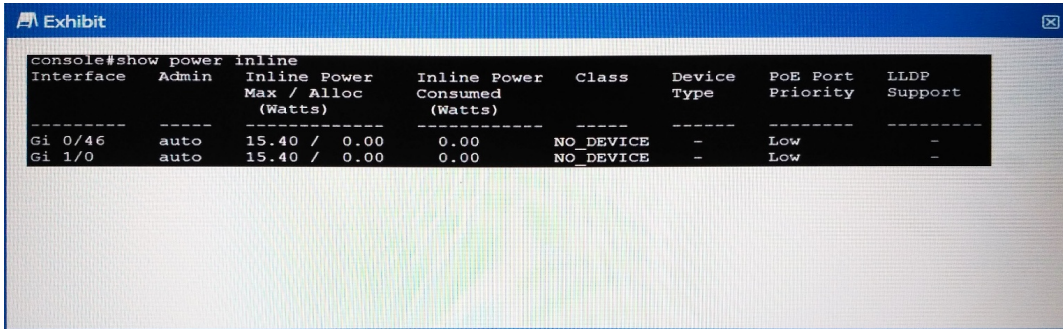
Answer: C

Explanation:

References:

<http://www.dell.com/support/article/us/en/04/HOW10374>

Question No : 7



```
console#show power inline
Interface  Admin  Inline Power  Inline Power  Class  Device  PoE Port  LLDP
          Max / Alloc  Consumed      Type    Type    Priority  Support
          (Watts)      (Watts)
-----
Gi 0/46   auto   15.40 / 0.00   0.00        NO_DEVICE  -        Low        -
Gi 1/0    auto   15.40 / 0.00   0.00        NO_DEVICE  -        Low        -
```

Refer to the exhibit.

A customer has a C-Series chassis using a 48-port PoE+ line card. A workstation connected to Gi 0/47 passes traffic as expected. When the customer connects a PoE phone to the interface, the phone does NOT power up.

Which configuration should a network engineer set on the Gi 0/47 interface to provide power to the phone?

- A. console(conf-if-gi-0/47)#auto power inline
- B. console(conf-if-gi-0/47)#power inline on
- C. console(conf-if-gi-0/47)#power inline auto
- D. console(conf-if-gi-0/47)#power priority inline auto

Answer: C

Question No : 8

Dell DNDNS 200 : Practice Test

```
C:\Users\Admin>
C:\Users\Admin>ipconfig /all

Windows IP Configuration

Host Name . . . . . : Campus01-PC7-PC
Primary Dns Suffix . . . . . :
Node Type . . . . . : Hybrid
IP Routing Enabled. . . . . : No
WINS Proxy Enabled. . . . . : No

Ethernet adapter Wireless LAN:

Connection-specific DNS Suffix . . :
Description . . . . . : Intel(R) PRO/1000 MT Network Connection #
2
Physical Address. . . . . : 00-50-56-A8-08-54
DHCP Enabled. . . . . : No
Autoconfiguration Enabled . . . . . : Yes
Link-local IPv6 Address . . . . . : fe80::e0b4:3e84:262a:1619%13(Preferred)
IPv4 Address. . . . . : 192.168.20.101(Preferred)
Subnet Mask . . . . . : 255.255.255.0
Default Gateway . . . . . : fe80::17:c5ff:fed8:b840%13
DNS Servers . . . . . : fec0:0:0:ffff::1%1
                          fec0:0:0:ffff::2%1
                          fec0:0:0:ffff::3%1
NetBIOS over Tcpip. . . . . : Enabled

Ethernet adapter Public LAN:

Connection-specific DNS Suffix . . :
Description . . . . . : Intel(R) PRO/1000 MT Network Connection
Physical Address. . . . . : 00-50-56-A8-F4-4A
DHCP Enabled. . . . . : No
Autoconfiguration Enabled . . . . . : Yes
Link-local IPv6 Address . . . . . : fe80::248b:ae27:4a60:c510%11(Preferred)
IPv4 Address. . . . . : 192.168.13.101(Preferred)
Subnet Mask . . . . . : 255.255.255.0
Default Gateway . . . . . :
DHCPv6 IAID . . . . . : 234901590
DHCPv6 Client DUID. . . . . : 00-01-00-01-1C-DA-F1-05-00-50-56-A8-F4-4A
DNS Servers . . . . . : fec0:0:0:ffff::1%1
                          fec0:0:0:ffff::2%1
                          fec0:0:0:ffff::3%1
NetBIOS over Tcpip. . . . . : Enabled

Tunnel adapter isatap.<D3A78BDE-CDFF-46E0-A987-8C9B434F09AC>:

Media State . . . . . : Media disconnected
Connection-specific DNS Suffix . . :
Description . . . . . : Microsoft ISATAP Adapter
Physical Address. . . . . : 00-00-00-00-00-00-E0
DHCP Enabled. . . . . : No
Autoconfiguration Enabled . . . . . : Yes

C:\Users\Admin>
```

```
n4032a#show mac address-table

Aging time is 300 Sec

Vlan      Mac Address          Type          Port
-----
1         000B.866E.A1DC       Dynamic       Te1/0/11
1         000B.866E.A1DD       Dynamic       Te1/0/11
1         0017.C5D8.B840       Dynamic       Te1/0/15
1         001A.1E00.4CC8       Dynamic       Te1/0/13
1         001A.1E00.4CC9       Dynamic       Te1/0/13
1         001A.1E00.4D28       Dynamic       Te1/0/12
1         0217.C5D8.B840       Dynamic       Te1/0/15
1         90B1.1CF4.3518       Dynamic       Te1/1/4
1         90B1.1CF4.35C6       Dynamic       Te1/1/2
1         F8B1.5632.AD83       Dynamic       Te1/0/6
1         F8B1.564D.A082       Dynamic       Te1/0/14
1         F8B1.5654.3E48       Management    V11

Total MAC Addresses in use: 12

n4032a#
```

Refer to the exhibits.

A network engineer has worked with PC support to install a new PC. After correctly configuring the PC's interfaces with valid IP addresses, the PC is not able to ping other devices on the 192.168.13.0/24 network.

The output from the PC after executing the command ipconfig /all is below:

The network engineer executes the command show mac address-table on the N-series switch to which the PC is connected.

The output of the show mac address-table command is below.

What are two reasons that the PC is unable to ping other devices? (Choose two.)

- A. The ARP table is corrupt on the PC and is not allowing the PC to register its MAC address with the switch.
- B. The default gateway needs to be configured for the network 192.168.13.0/24 to ping devices on the 192.168.13.0/24 network.
- C. The switch has not seen traffic from the PC and does not have an entry in the mac address table for the PC.
- D. The switch is not registering MAC addresses in the MAC address table and needs to be reset.
- E. The port on the N-Series switch that the PC is connected to is shut down.

Answer: A,C

Question No : 9

On an N-Series switch, which three outputs display when a network engineer runs the command show system? (Choose three.)

- A. Interface status
- B. OS version
- C. Unit Temperature state
- D. Fan status
- E. System name
- F. VLAN information

Answer: C,D,E

Explanation:

References:

Dell Networking N-Series N1500, N2000, N3000, and N4000 Switches User's Configuration Guide. Page: 142

Question No : 10

A customer needs to convert S-Series stacked switches to a VLT configuration to maintain port-channels from the customer's server. The customer's S-Series stack currently uses IEEE 802.1d. The customer wants to upgrade to a faster converging protocol. The servers that connect to the stack use static port-channels, but the customer wants to be IEEE 802.3ad compliant. The customer has approved a maintenance window for the weekend to make these changes.

A network engineer has been given the following plan:

- Confirm the timings of the change window with the customer
- Upgrade the firmware of the S-Series switches
- Configure the single-domain VLT peers
- Configure the port-channels down to the customer's servers
- Utilize all existing cabling to proceed with the plan

Based on the provided plan, which two pieces of information does the engineer need to proceed? (Choose two.)

- A.** the requirement of IEEE 802.1w for VLT Support
- B.** the time-out value for ARP-cache
- C.** the version of VLT that is required to meet IEEE 802.1s compliance
- D.** the requirement for servers to actively negotiate an IEEE 802.3ad LAG
- E.** the new 802.1s bridge priority after the cutover
- F.** the static mac-address assignment to ensure that all end servers are aware of the Root Bridge

Answer: E,F

Thank You For Trying DNDNS-200 PDF Demo

To try our DNDNS-200 Premium Files visit link below:

<https://examsland.com/latest-exam-questions/DNDNS-200/>

Start Your DNDNS-200 Preparation

Use Coupon **EL25 for extra 25% discount on the purchase of Practice Test Software.**