

# Microsoft

## 70-532 Exam

Microsoft Developing Microsoft Azure Solutions Exam  
Microsoft

Questions & Answers  
Demo

# Version: 17.0

## Case Study: 1

### Web-based Solution

#### Background

You are developing a web-based solution that students and teachers can use to collaborate on written assignments. Teachers can also use the solution to detect potential plagiarism, and they can manage assignments and data by using locally accessible network shares.

#### Business Requirements

The solution consists of three parts: a website where students work on assignments and where teachers view and grade assignments, the plagiarism detection service, and a connector service to manage data by using a network share.

The system availability agreement states that operating hours are weekdays between midnight on Sunday and midnight on Friday.

#### Plagiarism Service

The plagiarism detection portion of the solution compares a new work against a repository of existing works. The initial dataset contains a large database of existing works. Teachers upload additional works. In addition, the service itself searches for other works and adds those works to the repository.

#### Technical Requirements

##### Website

The website for the solution must run on an Azure web role.

##### Plagiarism Service

The plagiarism detection service runs on an Azure worker role. The computation uses a random number generator. Certain values can result in an infinite loop, so if a particular work item takes longer than one hour to process, other instances of the service must be able to process the work item. The Azure worker role must fully utilize all available CPU cores.

Computation results are cached in local storage resources to reduce computation time.

### **Repository of Existing Works**

The plagiarism detection service works by comparing student submissions against a repository of existing works by using a custom matching algorithm. The master copies of the works are stored in Azure blob storage. A daily process synchronizes files between blob storage and a file share on a virtual machine (VM). As part of this synchronization, the ExistingWorkRepository object adds the files to Azure Cache to improve the display performance of the website. If a student's submission is overdue, the Late property is set to the number of days that the work is overdue. Work files can be downloaded by using the Work action of the TeacherController object

### **Network Connector**

Clients can interact with files that are stored on the VM by using a network share. The network permissions are configured in a startup task in the plagiarism detection service.

### **Service Monitoring**

The CPU of the system on which the plagiarism detection service runs usually limits the plagiarism detection service. However, certain combinations of input can cause memory issues, which results in decreased performance. The average time for a given computation is 45 seconds. Unexpected results during computations might cause a memory dump. Memory dump files are stored in the Windows temporary folder on the VM that hosts the worker role.

### **Security**

Only valid users of the solution must be able to view content that users submit. Privacy regulations require that all content that users submit must be retained only in Azure Storage. All documents that students upload must be signed by using a certificate named DocCert that is installed in both the worker role and the web role.

### **Solution Development**

You use Microsoft Visual Studio 2013 and the Azure emulator to develop and test both the compute component and the storage component. New versions of the solution must undergo testing by using production data.

### **Scaling**

During non-operating hours, the plagiarism detection service should not use more than 40 CPU cores. During operating hours, the plagiarism detection service should automatically scale when 500 work items are waiting to be processed. To facilitate maintenance of the system, no plagiarism detection work should occur during non-operating hours. All ASP.NET MVC actions must support files that are up to 2 GB in size.

## Biographical Information

Biographical information about students and teachers is stored in a Microsoft Azure SQL database. All services run in the US West region. The plagiarism detection service runs on Extra Large instances.

## Solution Structure

Relevant portions of the solution files are shown in the following code segments. Line numbers in the code segments are included for reference only and include a two-character prefix that denotes the specific file to which the line belongs.

### Diagnostics.wadcfg

```
DG01 <?xml version="1.0" encoding="utf-8" ?>
DG02 <DiagnosticMonitorConfiguration
DG03   xmlns="http://schemas.microsoft.com/ServiceHosting/2010/10/DiagnosticsConfiguration"
DG04   configurationChangePollInterval="PT1M"
DG05   overallQuotaInMB="4096">
DG06   <PerformanceCounters bufferQuotaInMB="0" scheduledTransferPeriod="PT30M">
DG07     <PerformanceCounterConfiguration counterSpecifier="\System\Context Switches/
DG08     sec" sampleRate="PT30S" />
DG08   </PerformanceCounters>
DG09 </DiagnosticMonitorConfiguration>
```

### ExistingWorkRepository.cs

```
EW01 public static class ExistingWorkRepository
EW02 {
EW03     public static void PopulateCache(string subject, string workId)
EW04     {
EW05         var account = Storage.Account();
EW06         var container = account.CreateCloudBlobClient().GetContainerReference("work" + subject);
EW07         var body = container.GetBlockBlobReference(workId).DownloadText();
EW08         var cache = new DataCacheFactory().GetCache(subject);
EW09         cache.Add(workId, body);
EW10     }
EW11 }
```

**PlagiarismCalculation.ps1**

```

PC01 public class PlagiarismCalculation
PC02 {
PC03     public double Compute(Work essay)
PC04     {
PC05         var score = default(double);
PC06         var account = Storage.Account();
PC07         var cloudTableClient = account.CreateCloudTableClient();
PC08         var cloudBlobClient = account.CreateCloudBlobClient();
PC09         var existingWorks = cloudTableClient.GetTableReference("library").CreateQuery<Work>();
PC10         var container = cloudBlobClient.GetContainerReference("work" + subject);
PC11         foreach (var work in existingWorks.Execute())
PC12         {
PC13             work.Body = container.GetBlockBlobReference(work.PartitionKey).DownloadText();
PC14             score = GetMaxScore(essay, work, score);
PC15         }
PC16         return score;
PC17     }
PC18
PC19     private double GetMaxScore(Work work, Work previousWork, double previous)
PC20     {
PC21         var rootPath = RoleEnvironment.GetLocalResource("ComputeResults").RootPath;
PC22         ...
PC23         return score;
PC24     }
PC25 }

```

**SetupNetworkAccess.ps1**

```

SN01 $acl = New-AzureAclConfig
SN02 Set-AzureAclConfig -AddRule -ACL $acl -Order 400 -Action permit `
    -RemoteSubnet "192.168.5.1/24" -Description "Access for Northwood"
SN03 Set-AzureAclConfig -AddRule -ACL $acl -Order 200 -Action permit `
    -RemoteSubnet "10.181.11.1/16" -Description "Access for Contoso, Ltd"
SN04 Get-AzureVM -ServiceName "FileService" -Name "FS" | `
    Add-AzureEndpoint -Name "Files" -Protocol tcp -Localport 445 `
    -PublicPort 445 -ACL $acl | Update-AzureVM

```

### TeacherController.cs

```
TC01 public class TeacherController : Controller
TC02 {
TC03     public ActionResult Work(string workId, string subject)
TC04     {
TC05     }
TC06 }
TC07     public ActionResult Upload(string workId, string subject)
TC08     {
TC09     }
TC10 }
TC11     private static bool CheckDay(DateTime dt)
TC12     {
TC13         if ((dt.DayOfWeek == DayOfWeek.Saturday) || (dt.DayOfWeek == DayOfWeek.Sunday))
TC14             return true;
TC15         return false;
TC16     }
TC17     private static CloudQueueMessage BuildMessage(params string[] args)
TC18     {
TC19         return new CloudQueueMessage(string.Join("/", args));
TC20     }
TC21 }
```

### Work.cs

```
WK01 public class Work : TableEntity
WK02 {
WK03     public string Body { get; set; }
WK04     public string Author { get; set; }
WK05     public bool IsReference { get; set; }
WK06     public int Late { get; set; }
WK07     [IgnoreProperty]
WK08     public string Subject
WK09     {
WK10         get { return RowKey; }
WK11         set { RowKey = value; }
WK12     }
WK13     [IgnoreProperty]
WK14     public string WorkId
WK15     {
WK16         get { return PartitionKey; }
WK17         set { PartitionKey = value; }
WK18     }
WK19 }
```



**WorkerRole.cs**

```
WR01 public class WorkerRole : RoleEntryPoint
WR02 {
WR03     public override void Run()
WR04     {
WR05         var account = Storage.Account();
WR06         var queue = account.CreateCloudQueueClient().GetQueueReference("checkwork");
WR07         var service = new PlagiarismCalculation();
WR08         foreach (var queueMessage in GetWork(queue))
WR09         {
WR10             var parts = queueMessage.AsString.Split(new[] {"/"},StringSplitOptions.None);
WR11             service.Compute(parts[0], parts[1]);
WR12         }
WR13     }
WR14     private IEnumerable<CloudQueueMessage> GetWork(CloudQueue queue)
WR15     {
WR16     }
WR17 }
WR18 }
```

---

**Question: 1**

---

**DRAG DROP**

You need to configure storage for the solution.

What should you do? To answer, drag the appropriate XML segments to the correct locations.

Each XML segment may be used once, more than once, or not at all. You may need to drag the split bar between panes or scroll to view content.

**Markup Segments**

LocalStorage

ComputeResults

Content

ignoreRoleInstanceStatus

cleanOnRoleRecycle

TemporaryData

LocalResources

**Answer Area**

```

< [ ] >
< [ ]
  name=" [ ] "
  [ ] ="true"
  Status ="true"
  sizeInMB="123"
/>
< [ ] />

```

---

Answer:

---

**Answer Area**

```

< LocalResources >
< LocalStorage
  name=" ComputeResults "
  cleanOnRoleRecycle ="true"
  Status ="true"
  sizeInMB="123"
/>
< LocalResources />

```

Ref: <http://msdn.microsoft.com/en-us/library/azure/ee758708.aspx>

**Question: 2**

**You are deploying the web-based solution in the West Europe region.**

You need to copy the repository of existing works that the plagiarism detection service uses.

You must achieve this goal by using the least amount of time.

What should you do?



- A. Copy the files from the source file share to a local hard disk. Ship the hard disk to the West Europe data center by using the Azure Import/Export service.
- B. Create an Azure virtual network to connect to the West Europe region. Then use Robocopy to copy the files from the current region to the West Europe region.
- C. Provide access to the blobs by using the Microsoft Azure Content Delivery Network (CDN). Modify the plagiarism detection service so that the files from the repository are loaded from the CDN.
- D. Use the Asynchronous Blob Copy API to copy the blobs from the source storage account to a storage account in the West Europe region.

---

**Answer: D**

---

Ref: <http://blogs.msdn.com/b/windowsazurestorage/archive/2012/06/12/introducing-asynchronous-cross-account-copy-blob.aspx>

---

### Question: 3

---

#### HOTSPOT

You need to find all existing works about World History that are overdue and are stored in the repository.

How should you complete the relevant code? To answer, select the appropriate option or options in the answer area.

#### Answer Area

```
var root = Storage.Account().TableStorageUri;
var query = root + "library()?$filter=" +
```

"  "

- Late%20gt%20
- Late%20lt%20
- Late%20ne%20true
- Late%20eq%20true

"%20and%20

- RowKey
- WorkID
- Subject
- PartitionKey

%20eq%20'World History'";

Answer:

### Answer Area

```
var root = Storage.Account().TableStorageUri;
var query = root + "library()?$filter=" +
```

“  ” +

- Late%20gt%20
- Late%20lt%20
- Late%20ne%20true
- Late%20eq%20true

“%20and%20

- RowKey
- WorkID
- Subject
- PartitionKey

%20eq%20'World History'”;

### Question: 4

#### DRAG DROP

You need to insert code at line WR16 to implement the GetWork method. How should you complete the relevant code? To answer, drag the appropriate code segment to the correct location. Each code segment may be used once, more than once, or not at all. You may need to drag the split bar between panes or scroll to view content.

**Code Segments**

- numOfMessages:4
- numOfMessages:8
- GetMessages
- PeekMessages
- visibilityTimeout:
- operationContext:

**Answer Area**

```
while (true)
{
    var messages = queue. 
    (  , 
    TimeSpan.FromHours(1));
    foreach (var message in messages)
        yield return message;
}
```

Answer:

```
Answer Area  
while (true)  
{  
    var messages = queue.   
    ( ,   
    TimeSpan.FromHours(1));  
    foreach (var message in messages)  
        yield return message;  
}
```

---

**Question: 5**

---

**HOTSPOT**

The Compute method in the PlagiarismCalculation class takes a significant amount of time to load existing works from blob storage. To improve performance, the service must load existing works from the cache.

You need to modify the Compute method in the class PlagiarismCalculation.

How should you modify the method? To answer, select the appropriate option or options in the answer area.

## Answer Area

```
var existingWorks =  
  
cloudTableClient.GetTableReference("library").CreateQuery<Work>();  
  
var cache = new DataCache(essay.Author);  
var cache = new DataCache(essay.Subject);  
var cache = new DataCacheItemKey(essay.Author, "body");  
var cache = new DataCacheItemKey(essay.Subject, "body");  
  
foreach (var work in existingWorks.Execute())  
{  
  
work.Body = cache.Get(work.Body).ToString();  
work.Body = cache.Get(work.RowKey).ToString();  
work.Body = cache.Get(work.Author).ToString();  
work.Body = cache.Get(work.PartitionKey).ToString();  
  
score = compute(essay, work, score);  
}  
}
```

---

Answer:

---

## Answer Area

```

var existingWorks =
    cloudTableClient.GetTableReference("library").CreateQuery<Work>();

var cache = new DataCache(essay.Author);
var cache = new DataCache(essay.Subject);
var cache = new DataCacheItemKey(essay.Author, "body");
var cache = new DataCacheItemKey(essay.Subject, "body");

foreach (var work in existingWorks.Execute())
{
    work.Body = cache.Get(work.Body).ToString();
    work.Body = cache.Get(work.RowKey).ToString();
    work.Body = cache.Get(work.Author).ToString();
    work.Body = cache.Get(work.PartitionKey).ToString();

    score = compute(essay, work, score);
}

```

---

### Question: 6

You update the portion of the website that contains biographical information about students.

You need to provide data for testing the updates to the website.

Which approach should you use?

- A. Use SQL Server data synchronization.
- B. Use the Active Geo-Replication feature of Azure SQL Database.
- C. Use SQL Replication.
- D. Use the Geo-Replication feature of Azure Storage.

---

**Answer: A**

---

### Question: 7

HOTSPOT

You need to configure scaling for the plagiarism detection service.

What should you do? To answer, select the appropriate values in the dialog box in the answer area.



### Answer Area

SCALE BY METRIC

NONE CPU **QUEUE**

---


INSTANCE RANGE  
A1 (1 CORE, 1.75 GB MEMORY)

1  

1  
3  
5  
10

---


QUEUE NAME



checkwork  
input  
ready  
submitted

---

TARGET PER MACHINE



100  
300  
500  
1000

Answer:



### Answer Area

SCALE BY METRIC

NONE CPU **QUEUE**

INSTANCE RANGE  
A1 (1 CORE, 1.75 GB MEMORY)

1    
 1  
 2  
 **5**  
 10

QUEUE NAME

**checkwork**  
input  
ready  
submitted

TARGET PER MACHINE

100  
300  
 **500**  
1000

### Question: 8 HOTSPOT

You need to implement the Work action on the TeacherController object.  
How should you complete the relevant code? To answer, select the appropriate options in the answer area.

## Answer Area

```
var disposition = string.Format("attachment; filename=\"{0}\"", workId);
var account = Storage.Account();
var cloudBlobClient = account.CreateCloudBlobClient();
var server = cloudBlobClient.StorageUri;
var blobName = new Uri(string.Format("{0}/{1}/{2}", server,
```

,  
 "work" + subject  
 workId  
 disposition  
 blobName

));  
 "work" + subject  
 workId  
 disposition  
 blobName

```
var blob = cloudBlobClient.GetBlobReferenceFromServer(blobName);
var contentLength = blob.Properties.Length.ToString();
Response.Buffer = false;
Response.AddHeader("Content-Disposition", disposition);
Response.AddHeader("Content-Length", contentLength);
Response.ContentType = "application/octet-stream";
Response.Flush();
```

```
blob.DownloadToStream( );
```

Response.OutputStream  
 Request.InputStream  
 blob.OpenRead()

```
HttpContext.ApplicationInstance.CompleteRequest();
return new EmptyResult();
```

---

Answer:

---

## Answer Area

```
var disposition = string.Format("attachment; filename=\"{0}\"", workId);
var account = Storage.Account();
var cloudBlobClient = account.CreateCloudBlobClient();
var server = cloudBlobClient.StorageUri;
var blobName = new Uri(string.Format("{0}/{1}/{2}", server,
```

workId  
 disposition  
 blobName

disposition  
 blobName

```
var blob = cloudBlobClient.GetBlobReferenceFromServer(blobName);
var contentLength = blob.Properties.Length.ToString();
Response.Buffer = false;
Response.AddHeader("Content-Disposition", disposition);
Response.AddHeader("Content-Length", contentLength);
Response.ContentType = "application/octet-stream";
Response.Flush();
```

```
blob.DownloadToStream(  
Request.InputStream  
blob.OpenRead()
);
```

```
HttpContext.ApplicationInstance.CompleteRequest();
return new EmptyResult();
```

---

### Question: 9

#### DRAG DROP

You recently started working with a client named Contoso, Ltd. The client reports that hackers have compromised devices on its network.

You need to ensure that devices from Contoso cannot connect to your corporate network.

How should you complete the relevant Windows PowerShell script? To answer, drag the appropriate Azure PowerShell segment to the correct location. Each Azure PowerShell segment may be used once, more than once, or not at all. You may need to drag the split bar between panes or scroll to view content.

### PowerShell Segments

100

300

500

192.168.5.1/24

10.181.11.1/16

192.181.5.1/8

### Answer Area

```
$acl = New-AzureAclConfig
```

```
Set-AzureAclConfig-AddRule-ACL $acl -Action Deny`
```

```
-Description "Security Fix" -Order
```

```
-RemoteSubnet "
```

```
Get-AzureVM -ServiceName "FileService" -Name "FS" |`
```

```
Set-AzureEndpoint -Name "Files" -Protocol tcp`
```

```
-Localport 445 -PublicPort 445 -ACL $acl | Update-AzureVM
```

---

Answer:

---

### PowerShell Segments

100

300

500

192.168.5.1/24

10.181.11.1/16

192.181.5.1/8

### Answer Area

```
$acl = New-AzureAclConfig
```

```
Set-AzureAclConfig-AddRule-ACL $acl -Action Deny`
```

```
-Description "Security Fix" -Order
```

```
-RemoteSubnet " 10.181.11.1/16 "
```

```
Get-AzureVM -ServiceName "FileService" -Name "FS" |`
```

```
Set-AzureEndpoint -Name "Files" -Protocol tcp`
```

```
-Localport 445 -PublicPort 445 -ACL $acl | Update-AzureVM
```

**Thank You For Trying 70-532 PDF Demo**

**To try our 70-532 Premium Files visit link below:**

**<https://examsland.com/latest-exam-questions/70-532/>**

**Start Your 70-532 Preparation**

**Use Coupon **EL25** for extra 25% discount on the purchase of Practice Test Software.**