

Microsoft

Exam 70-463

Implementing a Data Warehouse with Microsoft SQL Server 2012

Version: Demo

[Total Questions: 10]

Microsoft 70-463 : Practice Test

Topic break down

Topic	No. of Questions
Topic 1: Volume A	3
Topic 2: Volume B	4
Topic 3: Volume C	3

Topic 1, Volume A

Question No : 1 DRAG DROP - (Topic 1)

You are designing a SQL Server Integration Services (SSIS) package. The package moves order-related data to a staging table named Order. Every night the staging data is truncated and then all the recent orders from the online store database are inserted into the staging table.

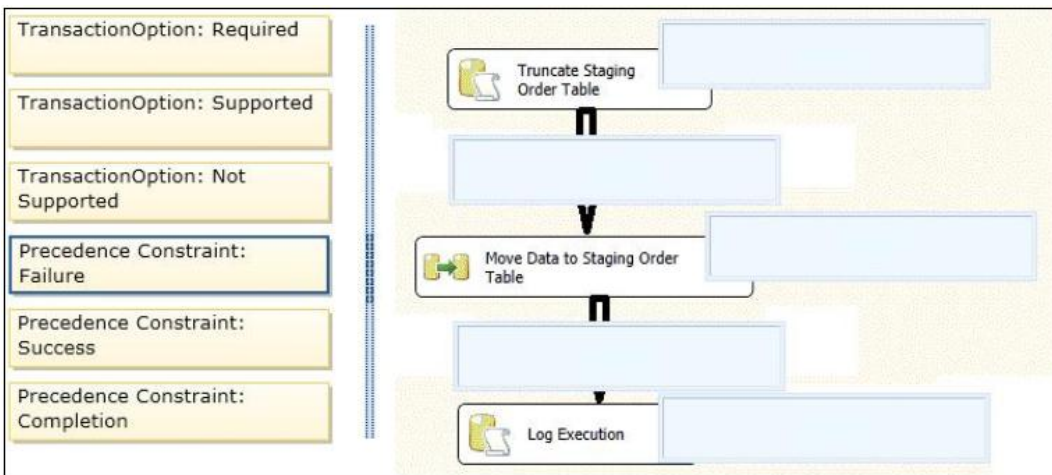
Your package must meet the following requirements:

- If the truncate operation fails, the package execution must stop and report an error.
- If the Data Flow task that moves the data to the staging table fails, the entire refresh operation must be rolled back.
- For auditing purposes, a log entry must be entered in a SQL log table after each execution of the Data Flow task.

The TransactionOption property for the package is set to Required.

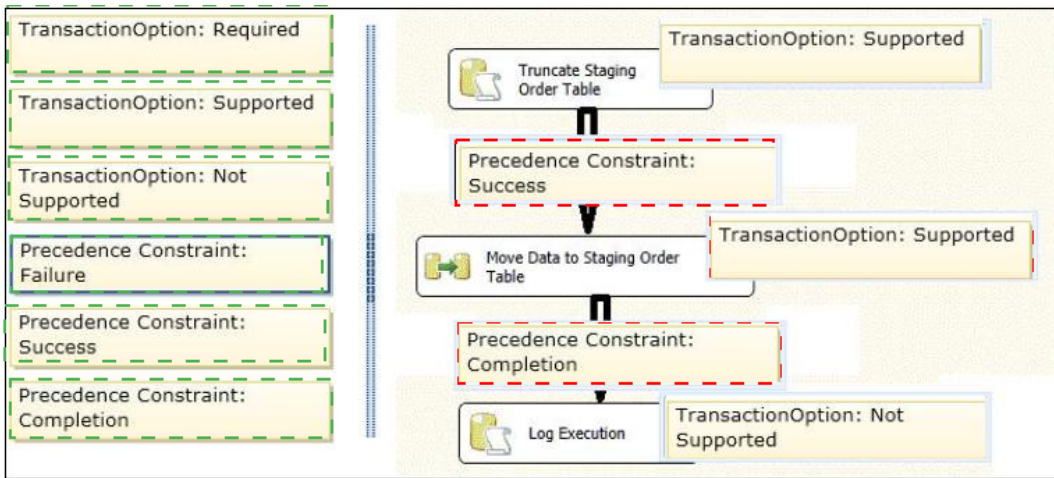
You need to design the package to meet the requirements.

How should you design the control flow for the package? (To answer, drag the appropriate setting from the list of settings to the correct location or locations in the answer area.)

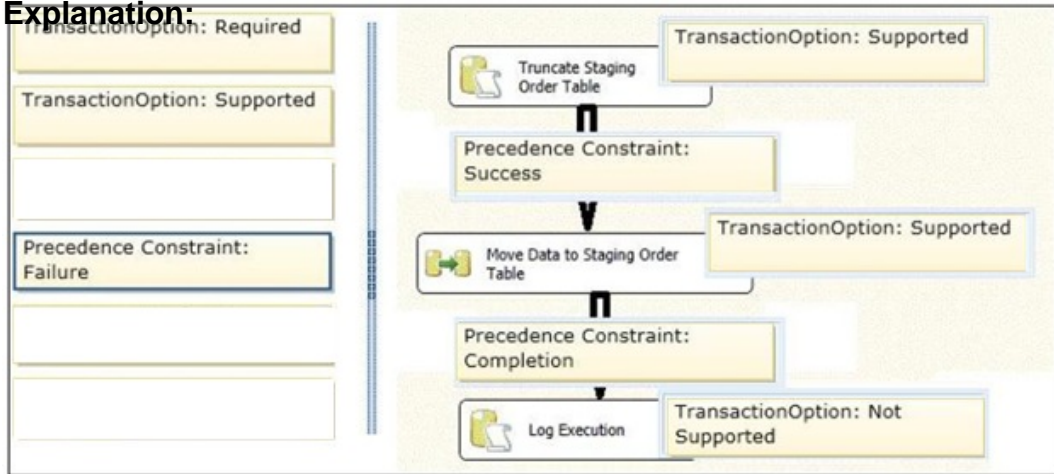


Answer:

Microsoft 70-463 : Practice Test



Explanation:



References:

<http://msdn.microsoft.com/en-us/library/ms137690.aspx>

<http://msdn.microsoft.com/en-us/library/ms141144.aspx>

Question No : 2 - (Topic 1)

You are developing a SQL Server Integration Services (SSIS) package to load data into a data warehouse.

Microsoft 70-463 : Practice Test



You need to establish the correct order for loading each table to maximize parallel processing.

Which order should you use?

- A.**
 1. DimCurrency, DimScenario, DimAccount in parallel
 2. DimOrganization
 3. FactFinance
- B.**
- C.** DimCurrency, DimOrganization in parallel
 2. DimScenario, DimAccount in parallel
 3. FactFinance
- D.**
 1. DimCurrency, FactFinance in parallel
 2. DimOrganization, DimScenario, DimAccount in parallel
- E.**
 1. FactFinance
 2. DimOrganization, DimScenario, DimAccount in parallel
 3. DimCurrency
- F.**
 1. DimCurrency
 2. DimOrganization
 3. DimScenario, DimAccount in parallel
 4. FactFinance

Answer: A

Explanation: References:

<http://msdn.microsoft.com/en-us/library/ms139892.aspx>

<http://msdn.microsoft.com/en-us/library/ms141261.aspx>

Question No : 3 - (Topic 1)

You are maintaining a Data Quality Services (DQS) environment. The production server failed and a new server has been set up. The DQS databases are restored to a new server. All the appropriate permissions are granted.

DQS users are experiencing issues connecting to the new Data Quality Server.

You need to enable users to connect to the new server.

Which Surface Area Configuration property should you enable?

- A. AdHocRemoteQueriesEnabled
- B. SoapEndpointsEnabled
- C. ClrIntegrationEnabled
- D. RemoteDacEnabled
- E. OleAutomationEnabled
- F. XpCmdShellEnabled

Answer: C

Topic 2, Volume B

Question No : 4 - (Topic 2)

A SQL Server Integration Services (SSIS) package was deployed two weeks ago with the Project Deployment Model.

Sometimes the package is started as part of a multistep SQL job. At other times, the package is started manually by a database administrator by using the Object Explorer in SQL Server Management Studio.

You need to identify the authenticated user responsible for starting the package each time it executes.

How can you find this information?

- A. In the SSISDB.[catalog], query the .[executions] view.
- B. In the SSISDB.[catalog] , query the [event_messages] view.
- C. In SQL Server Management Studio, view the SQL Agent Job History.
- D. In SQL Server Management Studio, view the SQL Agent Error Log.
- E. In SQL Server Management Studio, view the SQL Server Log.

Answer: A

Question No : 5 - (Topic 2)

You are developing a SQL Server Integration Services (SSIS) project by using the Project Deployment Model. All packages in the project must log custom messages.

You need to produce reports that combine the custom log messages with the system-generated log messages. What should you do?

- A. Use an event handler for OnError for the package.
- B. Use an event handler for OnError for each data flow task.
- C. Use an event handler for OnTaskFailed for the package.
- D. View the job history for the SQL Server Agent job.
- E. View the All Messages subsection of the All Executions report for the package.
- F. Store the System::SourceID variable in the custom log table.
- G. Store the System::ServerExecutionID variable in the custom log table.
- H. Store the System::ExecutionInstanceGUID variable in the custom log table.
- I. Enable the SSIS log provider for SQL Server for OnError in the package control flow.
- J. Enable the SSIS log provider for SQL Server for OnTaskFailed in the package control flow,
- K. Deploy the project by using dtutil.exe with the /COPY DTS option.
- L. Deploy the project by using dtutil.exe with the /COPY SQL option.
- M. Deploy the .ispac file by using the Integration Services Deployment Wizard.
- N. Create a SQL Server Agent job to execute the SSISDB.catalog.validate_project stored procedure.
- O. Create a SQL Server Agent job to execute the SSISDB.catalog.validate_package stored procedure.
- P. Create a SQL Server Agent job to execute the SSISDB.catalog.create_execution and SSISDB.catalog.start_execution stored procedures.
- Q. Create a table to store error information. Create an error output on each data flow

destination that writes OnError event text to the table.

R. Create a table to store error information. Create an error output on each data flow destination that writes OnTaskFailed event text to the table.

Answer: G





Question No : 6 CORRECT TEXT - (Topic 2)

You administer a Microsoft SQL Server 2012 database. The database contains a table that has the following definition:

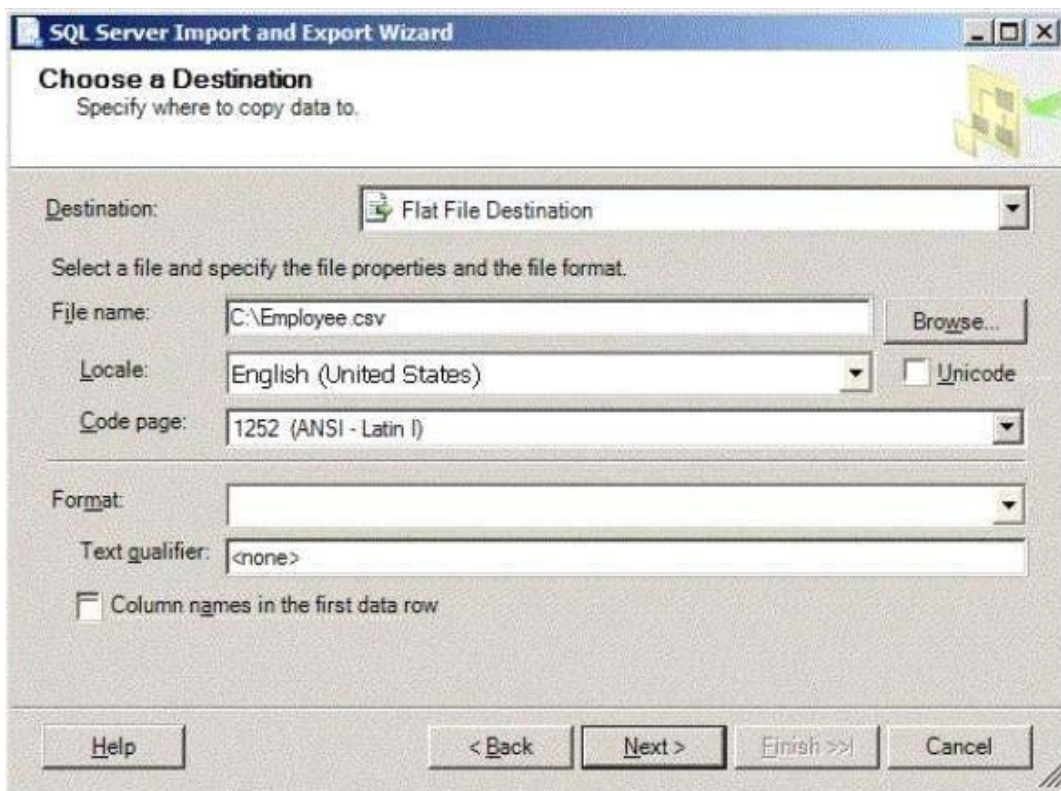
```
CREATE TABLE [Sales].[Customer] (
  [CustomerID] int NOT NULL,
  [CustomerName] nvarchar(50) NOT NULL,
  [TerritoryID] int NULL,
  [LastContactDate] datetimeoffset NULL,
  [CustomerType] nchar(1) NOT NULL,
  [Notes] varchar(250) NULL
)
```

You want to export data from the table to a flat file by using the SQL Server Import and Export Wizard.

You need to ensure that the following requirements are met:

-  The first row of the file contains the first row of data.
-  Each record is of the same length.
-  The date follows the U.S. date format.
-  The file supports international characters.

What should you do? (To answer, simply select the option or options in the answer area that you would configure.)



Answer: Tick the “Unicode” checkbox.

Set the Format option to “Fixed Width”

Untick the “Column names in the first data row” checkbox.

Explanation:

Each record is of the same length = Fixed Width.

The file supports international characters = Unicode.

The date follows the U.S. date format = Locale (already configured).

The first row of the file contains the first row of data = Uncheck “Column names in the first data row”

Question No : 7 - (Topic 2)

You administer a Microsoft SQL Server 2012 server that has SQL Server Integration Services (SSIS) installed.

You plan to deploy new SSIS packages to the server. The SSIS packages use the Project

Deployment Model together with parameters and Integration Services environment variables.

You need to configure the SQL Server environment to support these packages.

What should you do?

- A. Create SSIS configuration files for the packages.
- B. Create an Integration Services catalog.
- C. Install Data Quality Services.
- D. Install Master Data services.

Answer: B

Reference:

<http://msdn.microsoft.com/en-us/library/hh479588.aspx>

<http://msdn.microsoft.com/en-us/library/hh213290.aspx>

<http://msdn.microsoft.com/en-us/library/hh213373.aspx>

Topic 3, Volume C

Question No : 8 DRAG DROP - (Topic 3)

You have a data warehouse.

You need to create a SQL Server Integration Services (SSIS) package to meet the following requirements:

- The package must be deployed.
- The package must be parameterized.
- The package execution must be automated.

In which sequence should you perform the actions? To answer, move all of the actions from the list of actions to the answer area and arrange them in the correct order.

Actions

Answer Area

- Associate the agent job.
- Create an agent job.
- Set up variables.
- Create an environment.
- Configure projects.



Answer:

Actions

Answer Area

- Associate the agent job.
- Create an agent job.
- Set up variables.
- Create an environment.
- Configure projects.

Configure projects.

Create an environment.

Set up variables.

Create an agent job.

Associate the agent job.



Question No : 9 - (Topic 3)

A SQL Server Integration Services (SSIS) 2012 package currently downloads sales data from a Windows Azure SQL Database database.

To improve sales data accuracy, exchange rates must be downloaded daily from a public HTTP website instead of from a weekly flat file. The public website hosts a comma-separated values (CSV) file that contains one row per currency.

You need to download the CSV file to the environment.

What should you use to retrieve the document from the website?

- A. a Script component
- B. a Web Service task
- C. a Web Service source
- D. a Script task

Answer: D

Question No : 10 DRAG DROP - (Topic 3)

You are maintaining a SQL Server Integration Services (SSIS) package. The package uses custom functionality that is implemented in Microsoft Visual C#.

The implementation of the custom functionality changes overtime. The design of the package allows you to deploy new releases of the custom functionality without redeploying the entire package.

You need to implement and deploy an update to the custom functionality without requiring package redeployment.

Which three actions should you perform in sequence? (To answer, move the appropriate actions from the list of actions to the answer area and arrange them in the correct order.)

- Redeploy the package.
- Edit the C# code.
- Rebuild and redeploy the DLL file that is generated by the Script task.
- Rebuild and redeploy the DLL file that is generated by the Script component.
- Rebuild and redeploy the custom object.
- Open the Script task of the package that contains the custom functionality.
- Open the custom object that contains the custom functionality.
- Open the Script component of the package that contains the custom functionality.

Answer:

Microsoft 70-463 : Practice Test

- Redeploy the package.
- Edit the C# code.
- Rebuild and redeploy the DLL file that is generated by the Script task.
- Rebuild and redeploy the DLL file that is generated by the Script component.
- Rebuild and redeploy the custom object.
- Open the Script task of the package that contains the custom functionality.
- Open the custom object that contains the custom functionality.
- Open the Script component of the package that contains the custom functionality.

- Open the custom object that contains the custom functionality.
- Edit the C# code.
- Rebuild and redeploy the custom object.

Thank You For Trying 70-463 PDF Demo

To try our 70-463 Premium Files visit link below:

<https://examsland.com/latest-exam-questions/70-463/>

Start Your 70-463 Preparation

Use Coupon **EL25 for extra 25% discount on the purchase of Practice Test Software.**