

Microsoft

Exam 70-332

Advanced Solutions of Microsoft SharePoint Server 2013

Verson: Demo

[Total Questions: 10]

Topic break down

Topic	No. of Questions
Topic 1: Tailspin Toys	1
Topic 3: Baldwin Museum of Science	1
Topic 4: Proseware, Inc	2
Topic 5: Contoso Ltd	2
Topic 6: Mix Questions	4

Topic 1, Tailspin Toys

Background

You are planning a SharePoint deployment. The new farm will host several business solutions including:

- ✍ www.TailspinToys.com
- ✍ Tailspin360.TailspinToys.com
- ✍ MyTailspin.TailspinToys.com

All employees have Active Directory Domain Service (AD DS) accounts. Members of the SalesUsers AD DS security group are the only users with permissions to create My Sites sites.

Business Requirements

www.TailspinToys.com

www.TailspinToys.com is an Internet business site that will provide eCommerce capabilities including a product catalog, a shopping cart, and an account settings page.

Tailspin360.TailspinToys.com

Tailspin360.TailspinToys.com provides a business intelligence (BI) solution for the Sales team. It must allow users to share Microsoft Excel workbooks and build dashboards.

Tailspin360.TailspinToys.com accesses data that is located in various repositories including Microsoft SQL Server.

MyTailspin.TailspinToys.com

MyTailspin.TailspinToys.com is a social collaboration environment that provides micro-blogging, file and video sharing, and the ability to create personal blogs and wikis for Tailspin Toys employees.

Technical Requirements

General

- ✍ The farm must be made fault tolerant by using virtualization.
- ✍ The farm must include two front-end web servers.
- ✍ Page requests must be distributed equally across the front-end web servers.
- ✍ All content must remain available to users if one of the front-end web servers becomes unavailable.
- ✍ All Sales department employees are members of the SalesUsers group.
- ✍ All customer, order, and product information will be stored in tables in a Microsoft SQL Server database.
- ✍ The User Profile service application is provisioned but not configured.

www.TailspinToys.com

- ✍ You must create a version of the site that provides an optimized experience for Windows Phone devices. You have created a device channel that detects the user-agent.
- ✍ The website must support English (United States), Spanish (Mexico), and German (Germany). All content is authored in English and then translated into Spanish and German by an outside vendor. Translations are performed by humans.

Tailspin360.TailspinToys.com

- ✍ The site must be accessible only to members of the Sales team.
- ✍ Users must be able to access order information that is stored in a SQL Server database.
- ✍ Developers must be able to import Business Connectivity Services (BCS) models by using Central Administration.
- ✍ The salesAccess shared domain account has permissions to read data from the database.
- ✍ Excel workbooks published to a document library app must be opened in a browser. Excel workbooks in other locations must open in Excel.

MyTailspin.TailspinToys.com

- ✍ You need to provision a SharePoint environment that supports My Sites for an enterprise.
- ✍ You need to ensure the SharePoint Server configuration supports the ability to create individual site collections the first time a user accesses the My Site page.
- ✍ All users need permissions to create My Sites sites.

Question No : 1 DRAG DROP - (Topic 1)

You need to ensure that the site supports the required languages.

Which three actions should you perform in sequence? (To answer, move the appropriate actions from the list of actions to the answer area and arrange them in the correct order.)

Microsoft 70-332 : Practice Test

	Answer Area
Create one label. Set the Locale to German (Germany) and the Variation Home to /.	
Create one label. Set the Locale to Spanish (Mexico) and the Variation Home to /.	
Create two labels. Set the Locale for one label to German (Germany) and for the other label to Spanish (Mexico) .	
Edit the Spanish (Mexico) label. Set the Machine Translation setting to Allow Machine Translation on this target label .	
Create one label. Set the Locale to English (United States) and the Variation Home to /.	
Create language hierarchies.	
Edit the German (Germany) label. Set the Machine Translation setting to Allow Machine Translation on this target label .	

Answer:

Microsoft 70-332 : Practice Test

	Answer Area
Create one label. Set the Locale to German (Germany) and the Variation Home to /.	Create one label. Set the Locale to English (United States) and the Variation Home to /.
Create one label. Set the Locale to Spanish (Mexico) and the Variation Home to /.	
Create two labels. Set the Locale for one label to German (Germany) and for the other label to Spanish (Mexico) .	Create two labels. Set the Locale for one label to German (Germany) and for the other label to Spanish (Mexico) .
Edit the Spanish (Mexico) label. Set the Machine Translation setting to Allow Machine Translation on this target label .	
Create one label. Set the Locale to English (United States) and the Variation Home to /.	Create language hierarchies.
Create language hierarchies.	
Edit the German (Germany) label. Set the Machine Translation setting to Allow Machine Translation on this target label .	

Explanation: Box 1:

Create one label. Set the **Locale** to **English (United States)** and the **Variation Home** to /.

Box 2:

Create two labels. Set the **Locale** for one label to **German (Germany)** and for the other label to **Spanish (Mexico)**.

Box 3:

Create language hierarchies.

Note:

*(step 1) (Specify source variation site) Variation Home – this is the starting point for your multilingual web site; in theory the value here should be “/” (root). Now open the Variation Label link and create a the Source Variation Label (in my example this is English, so the value for the Site Template Language drop down is English). Please check the Set this variation to be the source variation checkbox under Source Hierarchy and choose wisely the Publishing site template which you want to use for the variations. This setting cannot be change afterwards. Click OK.

* (Step 2) Specify target variation sites

* (step 3) Content deployment

Content deployment copies content from a source site collection to a destination site collection.

We recommend that you disable any content deployment jobs that include the source variation site while Variations Create Hierarchies Job Definition runs.

* From scenario:

The website must support English (United States), Spanish (Mexico), and German (Germany). All content is authored in English and then translated into Spanish and German by an outside vendor. Translations are performed by humans.

* The variations feature in SharePoint Server 2013 and SharePoint Online makes content available to specific audiences on different sites by syncing content from a source variation site to each target variation site. Content on a target variation site can be translated into other languages before it is published. Variations can be used only on sites that are created by using one of the Publishing site templates, or on a site for which the SharePoint Server Publishing Infrastructure feature was activated.

Topic 3, Baldwin Museum of Science

Background

Baldwin Museum of Science has an Active Directory Domain Services (AD DS) domain named BaldwinMuseumOfScience.com.

The domain has a SharePoint environment that contains two farms named ContentFarm

and SearchFarm.

ContentFarm includes content and collaboration tools. A custom app named Time Entry is deployed to the App Store on ContentFarm. ContentFarm includes a site collection named HR.

You are planning for a major content and configuration update to the term store in the managed metadata service application that is located on ContentFarm.

SearchFarm is reserved for crawling content and responding to search queries.

ContentFarm Topology

The topology of ContentFarm is shown in the following table.

Server name	Current role(s)
spc-web01	SharePoint front-end web server
spc-web02	SharePoint front-end web server
SPC-APP01	SharePoint Application Server
SPC-APP02	SharePoint Application Server
SPC-DB01	SQL Server 2012, active member of SQL Server cluster
spc-db02	SQL Server 2012, passive member of SQL Server cluster

ContentFarm has the following characteristics:

- ✍ Primary content for the farm is available at the URL SharePoint.BaldwinMuseumOfScience.com.
- ✍ Requests for content from the farm are load-balanced between SPC-WEB01 and SPC-WEB02.
- ✍ The servers that run Microsoft SQL Server are members of an active/passive cluster that run a failover cluster named SP-SQL01.
- ✍ MySites sites for each user are hosted on a separate web application available at the URL my.baldwinmuseumofscience.com.
- ✍ Requests for MySites pages are load-balanced between SPC-WEB01 and SPC-WEB02.
- ✍ A full backup of the farm is performed once a week.
- ✍ An incremental backup of the farm is performed once a day.
- ✍ The Site Owner of the HR site collection requires that the HR Site Collection be backed up in full on a daily basis.
- ✍ The managed metadata, user profile, and BCS service applications are enabled in the farm.
- ✍ All members of the SharePoint developer team belong to an AD DS security group named `SharePoint_App_Dev`.

SearchFarm Topology

The topology of SearchFarm is shown in the following table.

Server name	Current role(s)
sps-crl01	SharePoint crawl server
sps-CRL02	SharePoint crawl server
SPs-QRY01	SharePoint query server
SPs-QRY02	SharePoint query server
SPs-DB01	SQL Server 2012, current host of the database instance for SearchFarm
SPs-DB02	SQL Server 2012, planned mirror server in a high safety with automatic failover database mirroring configuration for SearchFarm
SPs-DB03	SQL Server 2012, planned witness server in a high safety with automatic failover database mirroring configuration for SearchFarm

SearchFarm has the following characteristics:

- ✍ The farm currently uses SPS-DB01 as its primary database instance.
- ✍ SPS-DB01 has experienced multiple hard drive failures in the last month.
- ✍ The identity of the search service application is not documented.

Technical Requirements

The following requirements must be met for ContentFarm and SearchFarm:

- ✍ All administrative activities must be performed by using Windows PowerShell.
- ✍ Custom applications created by using the SharePoint app model must be deployed to, and hosted in, an internal App Store.
- ✍ Site owners must not be able to directly purchase third-party apps from the public SharePoint Store.
- ✍ Members of the SharePoint_App AD DS security group must have the ability to submit new apps and app updates to the App Store of ContentFarm.
- ✍ Members of the SharePoint_App_Dev AD DS security group must not be granted farm administrator rights in ContentFarm.
- ✍ The Time Entry app must remain available to users at all times.
- ✍ The contents of ContentFarm must be indexed by the Search service application of SearchFarm.
- ✍ All responses to queries submitted by users in ContentFarm must be served by the Search service application of SearchFarm.
- ✍ The database resources for SearchFarm must be configured to be highly available by using SQL Server database mirroring with automatic failover.
- ✍ MySite content databases must be moved to a separate clustered database instance. The new clustered database instance must be created by using existing database servers in ContentFarm.
- ✍ All storage resources for both farms must be redundant and provide high performance for both read and write operations and support disk mirroring.
- ✍ A snapshot of the current state of the managed metadata service application must be taken before the service application receives the planned major update.

Question No : 2 - (Topic 3)

You need to replicate the SQL Server logins for the database instance in the search farm and ensure that no replication related errors are generated.

To which server or servers should you replicate the logins?

- A. SPS-DB02 only
- B. SPS-DB03 only
- C. SPS-DB01 and SPS-DB02 only
- D. SPS-DB01, SPS-DB02, and SPS-DB03

Answer: A

Topic 4, Proseware, Inc

Background




General Background

You are a SharePoint administrator for a media distribution company named Proseware, Inc. Proseware is in the process of upgrading from SharePoint 2010 to SharePoint 2013. The IT group has deployed a new SharePoint 2013 farm. The farm is not yet fully configured.

You are supporting the product development group during the planning and configuration of the new SharePoint farm. The product development group includes the research, development, and marketing teams. The product development group has multiple team sites and project collaborations sites in the current SharePoint 2010 farm.

Business Background

Stakeholders have identified the following initiatives:

-  ProseWeb, a public website that will allow anonymous visitors to browse the company's product catalog.
-  PartnerWeb, a public website that will allow authenticated users from partner companies to collaborate on product materials.
-  ProductsKB, a centralized repository where teams can publish product-related documents, images, videos, and other information related to the company's product catalog. Information in this site will be consumed by the ProseWeb site.

Technical Background

The company has an Active Directory Domain Services (AD DS) domain named proseware.com. All servers and user accounts are members of the domain. The company has purchased the proseware-apps.com domain to support SharePoint apps.

The SharePoint 2013 farm currently has the following configuration:

- ✍ The farm includes seven SharePoint servers named SPWEB1, SPWEB2, SPWEB3, SPWEB4, SPADM1, SPAPP1, and SPAPP2.
- ✍ SPWEB1, SPWEB2, SPWEB3, SPWEB4 and SPADM1 are configured as front-end web servers.
- ✍ SPADM1 is dedicated for administration purposes.
- ✍ Windows Network Load Balancing has been configured to load balance all host names across the front-end web servers.
- ✍ Central Administration has been provisioned on SPWEB4 and SPADM1.
- ✍ The farm includes two database servers named SQL1 and SQL2 that run Microsoft SQL Server 2012 Enterprise.
- ✍ Wildcard certificates for *.proseware.com and *.proseware-apps.com have been installed on all SharePoint servers.
- ✍ Five web applications have been created:
 - ✍ ProseWeb - <https://www.proseware.com>
 - ✍ PartnerWeb - <https://partners.proseware.com>
 - ✍ ProductsKB - <https://kb.proseware.com>
 - ✍ Teams - <https://teams.proseware.com>
 - ✍ Apps - <https://proseware-apps.com>
- ✍ The SharePoint development team has created a custom web template solution package named ProseWebTemplate.WSP for provisioning the ProseWeb site collection. The package includes a custom template named ProseWeb.
- ✍ An instance of a managed metadata service application has been configured with a content type hub. Two enterprise content types named Product Document and Product Image have been published in the content type hub and are available across all web applications and sites.
- ✍ All team collaboration site collections for the product development group are contained in a single content database named sp_content_teams_productdev. The database has been restored on SQL1, and upgraded by using the database attach method on the Teams web application. The site collections have not been upgraded.
- ✍ All team collaboration site collections for the product development group are referenced under a wildcard managed path at <https://teams.proseware.com/productdev>.
- ✍ The product development marketing team collaboration site is located at <https://teams.proseware.com/productdev/marketing>.
- ✍ The marketing team has made significant customizations to their team collaboration site by using Microsoft SharePoint Designer.

Business Requirements

The SharePoint 2013 environment must meet the following business requirements:

- ✍ Due to export and copyright restrictions, SharePoint sites may be accessed only from within North America.
- ✍ The ProseWeb site must display a fixed-width page design for desktop browsers, and a single responsive web design for all mobile devices. The company's web designers have prepared two site templates that meet these requirements.
- ✍ To support the website design layouts, images on the website must be rendered in one of three standard sizes, specified in pixels: Thumbnail (150 x 150), Catalog

(300 x 300), and Detail (500 x 500).

- ✍ Users must be able to easily copy product-related documents, images, and other files from any team collaboration site to the ProductsKB site. Metadata on content must be preserved when moving or copying content between sites.
- ✍ The product development group's team collaboration site collections must be upgraded.

Technical Requirements

You have the following technical requirements:

- ✍ SQL Server connections must use TCP and port 1488.
- ✍ Site collection upgrades must be throttled for no more than 20 concurrent upgrades within any content database, and throttled at 10 concurrent upgrades for any web application instance.
- ✍ If a site collection has been customized by using SharePoint Designer:
 - ✍ The site collection upgrade must be performed by a farm administrator.
 - ✍ All customizations must be evaluated and verified before performing the upgrade.
 - ✍ All sandboxed solution code must run on the same server as the original request.
 - ✍ Requests originating from outside the company network must not be routed to any server running Central Administration.
- ✍ SPAPP1 and SPAPP2 must not process user requests for site content and pages.
- ✍ You must deploy the custom web template solution as a full-trust farm solution and use the ProseWeb template when creating the root site collection for the ProseWeb web application.
- ✍ The ProductsKB site must be provisioned by using a Records Center site template.

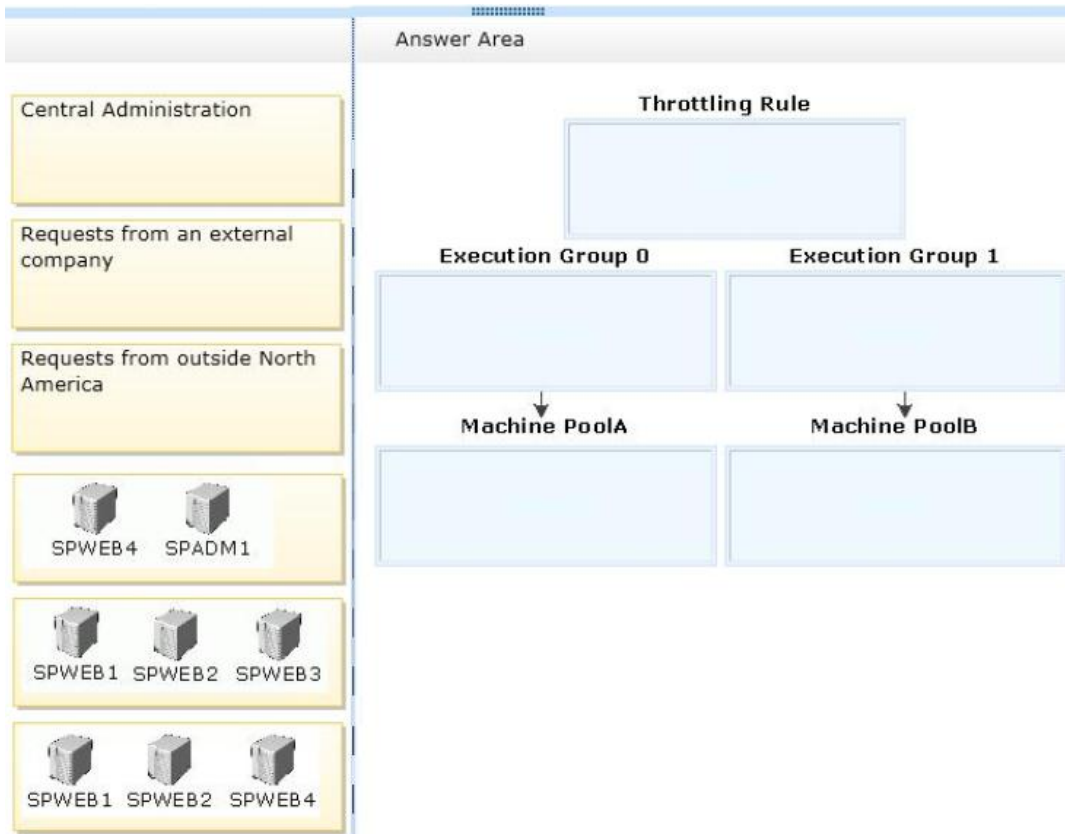
Question No : 3 DRAG DROP - (Topic 4)

You are planning for high availability of the SharePoint environment.

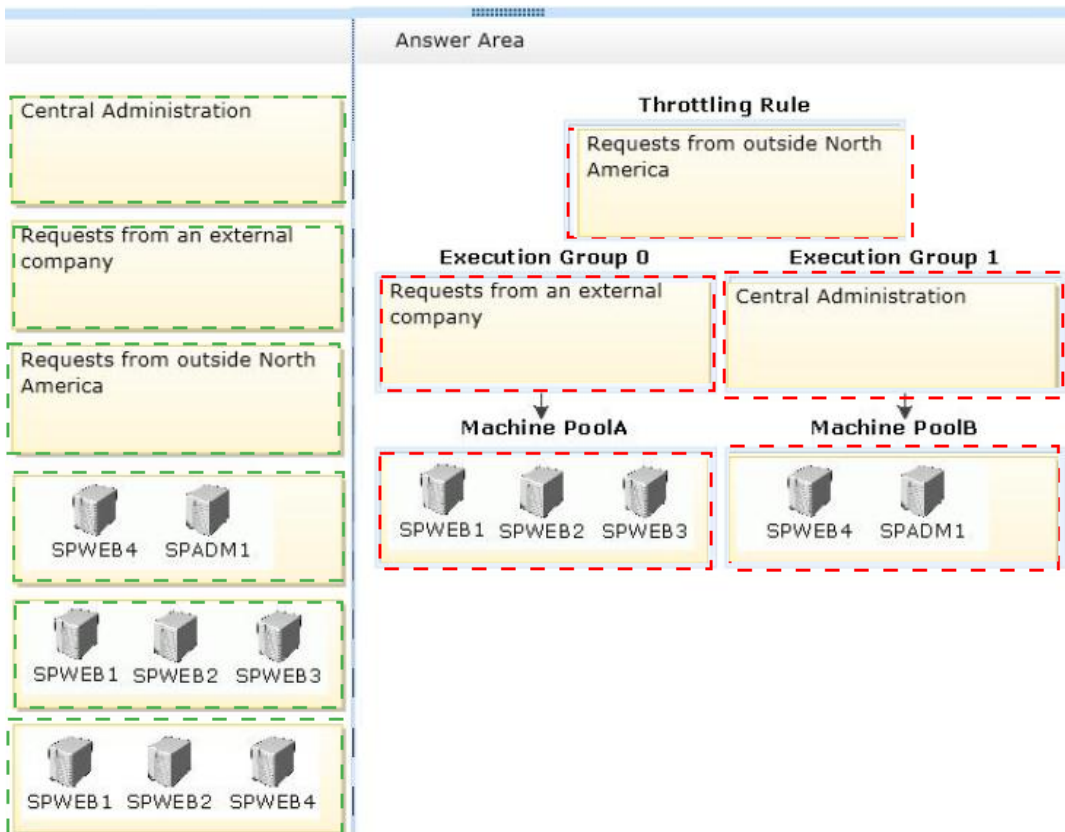
You need to plan the Request Manager configuration.

How should you configure Request Manager? (To answer, drag the appropriate elements to the correct positions in the answer area. Each element may be used once, more than once, or not at all. You may need to drag the split bar between panes or scroll to view content.)

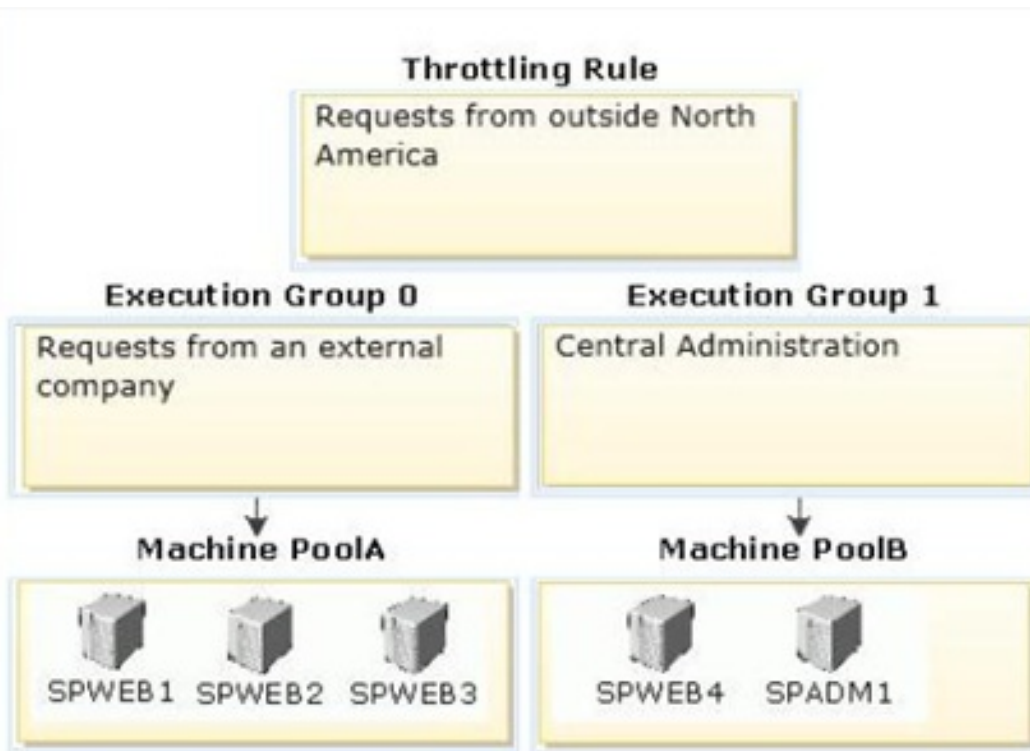
Microsoft 70-332 : Practice Test



Answer:



Explanation:



Note:

* From scenario:

/ Due to export and copyright restrictions, SharePoint sites may be accessed only from within North America

Here implemented through the Throttling Rule.

/ Requests originating from outside the company network must not be routed to any server running Central Administration.

/ Central Administration has been provisioned on SPWEB4 and SPADM1.

Here available only for Execution Group 1.

* Throttling Rules

A Throttling Rule is the definition of the criteria to evaluate before refusing requests which match the criteria. Throttling Rules are NOT associated with a Machine Pool or an Execution Group. Throttling Rules can have an expiry time set.

* Execution Groups

A Execution Group is a collection of Routing Rules which allows the precedence of rule evaluation to be controlled and Routing Rules to be managed in batches. There are three execution groups (0, 1 & 2) which are evaluated in order. If no Execution Group for a Routing Rule is specified it is associated with Execution Group 0.

* SharePoint Server 2013 introduces a new capability called Request Management. Request Management allows SharePoint to understand more about, and control the handling of, incoming requests. Request Management employs a rules based approach, which enables SharePoint to take the appropriate action for a given request based upon administrator supplied configuration.

Question No : 4 HOTSPOT - (Topic 4)

You need to begin configuring services to support solutions.

On the System page of Central Administration, which link should you select? (To answer, select the appropriate link in the answer area.)



The screenshot shows the 'System' page in SharePoint Central Administration. It is divided into three main sections, each with an icon and a list of links. The 'Servers' section has two links: 'Manage servers in this farm' and 'Manage services on server'. The 'E-Mail and Text Messages (SMS)' section has three links: 'Configure outgoing e-mail settings', 'Configure incoming e-mail settings', and 'Configure mobile account'. The 'Farm Management' section has five links: 'Configure alternate access mappings', 'Manage farm features', 'Manage farm solutions', 'Manage user solutions', and 'Configure privacy options'. The 'Configure cross-firewall access zone' link is also present at the bottom of the Farm Management section. Several links are highlighted with yellow boxes: 'Manage servers in this farm', 'Manage services on server', 'Manage farm solutions', and 'Manage user solutions'.

Servers
[Manage servers in this farm](#) [Manage services on server](#)

E-Mail and Text Messages (SMS)
[Configure outgoing e-mail settings](#) |
[Configure incoming e-mail settings](#) |
[Configure mobile account](#)

Farm Management
[Configure alternate access mappings](#) |
[Manage farm features](#) | [Manage farm solutions](#)
[Manage user solutions](#) | [Configure privacy options](#) |
[Configure cross-firewall access zone](#)

Answer:

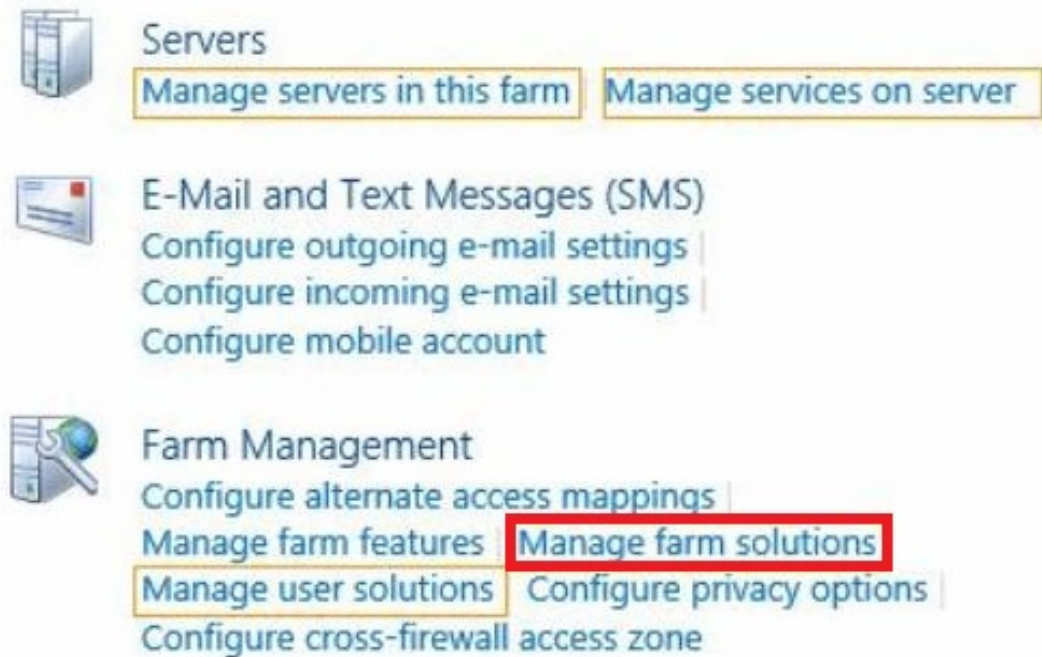


Servers
Manage servers in this farm | Manage services on server

E-Mail and Text Messages (SMS)
Configure outgoing e-mail settings |
Configure incoming e-mail settings |
Configure mobile account

Farm Management
Configure alternate access mappings |
Manage farm features | **Manage farm solutions** |
Manage user solutions | Configure privacy options |
Configure cross-firewall access zone

Explanation:



Servers
Manage servers in this farm | Manage services on server

E-Mail and Text Messages (SMS)
Configure outgoing e-mail settings |
Configure incoming e-mail settings |
Configure mobile account

Farm Management
Configure alternate access mappings |
Manage farm features | **Manage farm solutions** |
Manage user solutions | Configure privacy options |
Configure cross-firewall access zone

Note:

* Manage Farm Solutions: This option allows you to manage solutions in the farm. Again, no change when compared to SharePoint 2010.

Topic 5, Contoso Ltd

Background

A company named Contoso, Ltd. has offices in Seattle and Toronto. Each office has a data center and a region-specific site in a single Active Directory Domain Services (AD DS) domain named contoso.com. The database servers run Microsoft SQL Server 2008 R2. Database servers are installed in each data center and are members of the region-specific sites. The WAN connection between the data centers is a dedicated T3 connection.

Existing Corporate Farm

Contoso has a SharePoint farm named HQ-SP10. The SharePoint servers in the farm run SharePoint Server 2010 on Windows Server 2008 R2.



HQ-SP10 hosts many web applications that require unique service accounts. A SharePoint 2010 web application named WebApp1 is located at <https://webapp1.contoso.com>. WebApp1 references a custom knowledge base module in HQ-SP10 and the content is stored in the SharePoint database HQDB. Employees authenticate to WebApp1 by using classic mode authentication.

Users in both offices make frequent updates to SharePoint content. Administrators make only minimal changes to the SharePoint farm settings and web applications.

Existing Product Support Farm

The product support department hosts a SharePoint farm named DEPT-SP13. The SharePoint servers in the farm run SharePoint Server 2013 and are members of a domain named PrdSupport.contoso.com.

DEPT-SP13 hosts two service applications:

-  A built-in service application provides access to a business data model connected to the company's data warehouse.
-  A custom service application named SvcApp1 provides access to data in a legacy system.

Users in the product support department access the service applications by using a local web application named WebApp2. WebApp2 is located at webapp2.contoso.com and is stored in the SharePoint database DEPTDB. Users in other departments access the service applications by using WebApp1.

Technical Challenges

You are upgrading HQ-SP10 and the web applications hosted in the farm to a new SharePoint Server 2013 farm named HQ-SP13.

When upgrading the content database to SharePoint Server 2013, you receive the following error message:

```
ERROR Template OSRV#0: SPSite Id=cb2d9a3c-a2cc-cc3b-c4e9-43ef84590c82 could not be accessed due to exception. Skipping SPWeb Id=a52165cb-abb3-5c72-77ef-8516b70583a4 for template upgrade. Exception: System.IO.FileNotFoundException: The site with the id cb2d9a3c-a2cc-cc3b-c4e9-43ef84590c82 could not be found.
```

Business Requirements

The SharePoint 2010 environment must meet the following business requirements:

- ✍ HQ-SP10 must provide read-only access to users during the migration.
- ✍ All customizations in HQ-SP10 must be migrated to HQ-SP13.

The SharePoint 2013 environment must meet the following business requirements:

- ✍ HQ-SP13 and the web applications must remain available if one of the SharePoint servers or database servers is offline.
- ✍ Users' documents stored in HQ-SP13 must be available if all the servers in a region are offline.
- ✍ Shared resources in SvcApp1 must be available to other SharePoint farms in the company.
- ✍ All customizations in HQ-SP13 must be verified after the farm upgrade.
- ✍ Periodically, you must provide an offline copy of site content from HQ-SP13 to the legal department.

Technical Requirements

You have the following technical requirements:

All users must be able to access the business data model for the company data warehouse.

Backup administrators must be able to restore HQ-SP13, WebApp1, and SvcApp1 separately.

The SharePoint 2013 environment for HQ-SP13 must meet the following technical requirements:

- ✍ The database servers must run Microsoft SQL Server 2012.
- ✍ The databases must belong to a SQL Server AlwaysOn Availability Group and use the WAN connection for database replication between the sites.
- ✍ The database servers must be configured with the Enable Contained Databases property.
- ✍ Application pools for the web applications require unique service accounts.
- ✍ After the upgrade, users in the accounting department who connect to WebApp1 must be able to access shared resources in SvcApp1.

Question No : 5 - (Topic 5)

You need to configure the required level of access to the SharePoint 2010 farm prior to the migration.

What should you do?

- A. In the corporate farm, run the ALTER DATABASE Transact-SQL statement.
- B. In the corporate farm, run the CONFIG DATABASE Transact-SQL statement.

- C. In the product support farm, run the CONFIG DATABASE Transact-SQL statement.
- D. In the product support farm, run the ALTER DATABASE Transact-SQL statement.

Answer: A

Question No : 6 DRAG DROP - (Topic 5)

You need to make the required resources available for users in the accounting department.

Which four actions should you perform in sequence? (To answer, move the appropriate actions from the list of actions to the answer area and arrange them in the correct order.)

	Answer Area
Connect to SvcApp1 on HQ-SP13. Add SvcApp1 to WebApp1.	
Publish SvcApp1 on HQ-SP13.	
Publish SvcApp1 on DEPT-SP13.	
Set the permission for SvcApp1 to Full Control on DEPT-SP13.	
Connect to SvcApp1 on DEPT-SP13. Add SvcApp1 to WebApp1.	
Exchange trust certificates between HQ-SP13 and DEPT-SP13.	
Set the permission for SvcApp1 to Full Control on HQ-SP13.	

Answer:

Microsoft 70-332 : Practice Test

Answer Area

Connect to SvcApp1 on HQ-SP13. Add SvcApp1 to WebApp1.

Publish SvcApp1 on HQ-SP13.

Publish SvcApp1 on DEPT-SP13.

Set the permission for SvcApp1 to **Full Control** on DEPT-SP13.

Connect to SvcApp1 on DEPT-SP13. Add SvcApp1 to WebApp1.

Exchange trust certificates between HQ-SP13 and DEPT-SP13.

Set the permission for SvcApp1 to **Full Control** on HQ-SP13.

Set the permission for SvcApp1 to **Full Control** on DEPT-SP13.

Exchange trust certificates between HQ-SP13 and DEPT-SP13.

Connect to SvcApp1 on HQ-SP13. Add SvcApp1 to WebApp1.

Publish SvcApp1 on HQ-SP13.

Explanation:

Box 1: Set the permission for SvcApp1 to full Control on DEPT-Sp13.

Box 2: Exchange trust certificates between HQ-Sp13 and DEPT-Sp13.

Box 3: Connect to SvcApp1 on HQ-SP13. Add SvcApp1 to WebApp1.

Box 4: Publish SvcApp1 on HQ-Sp13.

Note:

* From scenario:

/ After the upgrade, users in the accounting department who connect to WebApp1 must be able to access shared resources in SvcApp1

/ A custom service application named SvcApp1 provides access to data in a legacy system.

/ Shared resources in SvcApp1 must be available to other SharePoint farms in the company.

/ HQ-SP10 hosts many web applications that require unique service accounts. A SharePoint 2010 web application named WebApp1 is located at

https://webappl.contoso.com. WebApp1 references a custom knowledge base module in HQ-SP10 and the content is stored in the SharePoint database HQDB. Employees authenticate to WebApp1 by using classic mode authentication.

/ DEPT-Sp13 is the old server. HQ-Sp13 is the new server.

/ Current scenario:

DEPT-SP13 hosts two service applications:

A built-in service application provides access to a business data model connected to the company's data warehouse.




A custom service application named SvcApp1 provides access to data in a legacy system.

Topic 6, Mix Questions

Question No : 7 - (Topic 6)

You are configuring a SharePoint farm.

You have the following requirements:

-  Implement an enterprise resource pool.
-  Enable tasks to be assigned to users.
-  Implement a resource breakdown structure.

You need to implement a solution that meets the requirements.

What should you do?

- A. Create a SharePoint team site.
- B. Provision a Microsoft Project web app.
- C. Create a SharePoint task list.
- D. Import a Microsoft Excel spreadsheet as a custom list.

Answer: B

Question No : 8 - (Topic 6)

You plan to deploy a SharePoint Server 2013 server farm.

Your company frequently creates large video files that can be up to 40 GB in size.

You need to recommend a solution to ensure that users can locate the video files from within SharePoint sites.

What should you include in the recommendation?

- A. File shares and content sources
- B. File shares and shredded storage
- C. Remote BLOB Storage (RBS) and a BLOB cache
- D. Remote BLOB Storage (RBS) and content sources

Answer: D

Explanation: * RBS is a SQL Server library API set that is incorporated as an add-on feature pack for SQL Server 2008 R2, SQL Server 2008 or SQL Server 2008 R2 Express. The RBS feature enables applications, such as SharePoint 2013, to store BLOBs in a location outside the content databases. Storing the BLOBs externally can reduce how much SQL Server database storage space is required. The metadata for each BLOB is stored in the SQL Server database and the BLOB is stored in the RBS store.

* The BLOB cache also provides features that support serving media files to users. One such feature is support for byte-range requests, which lets users select a later point in the video and immediately begin playback. Another feature is progressive caching, which starts serving the beginning of a large video file while the rest of the file is being cached. Video files are divided and retrieved in smaller sections to reduce the load between the front-end and back-end servers.

Question No : 9 DRAG DROP - (Topic 6)

An organization has a SharePoint intranet site.

Documents and other files do not currently appear in search results until the day after they are uploaded to the intranet site.

You need to configure the Search service application to ensure that documents appear in search results within one hour of being uploaded to the site.

Which three actions should you perform in sequence? (To answer, move the appropriate actions from the list of actions to the answer area and arrange them in the correct order.)

Microsoft 70-332 : Practice Test

	Answer Area
In the intranet site collection, enable the Search Server Web Parts and Templates feature.	
By using Central Administration, access the Search service application management interface.	
Configure crawl rules.	
By using Central Administration, enable the Search Config Template feature.	
Edit the existing Content Source.	
Configure content source crawl schedules.	
Configure crawler impact rules.	

Answer:

	Answer Area
In the intranet site collection, enable the Search Server Web Parts and Templates feature.	By using Central Administration, access the Search service application management interface.
By using Central Administration, access the Search service application management interface.	Edit the existing Content Source.
Configure crawl rules.	
By using Central Administration, enable the Search Config Template feature.	Configure content source crawl schedules.
Edit the existing Content Source.	
Configure content source crawl schedules.	
Configure crawler impact rules.	

Explanation:

Box 1: By using Central Administration, access the Search Service application management interface.

Box 2: Edit the existing Content Source

Box 3: Configure content source crawl schedules.



Note:

- (Step 1) 1. Open Central Administration web site.
- 2. Click on the Manage service applications link
- 3. Click on the Search Service Application

(Step 2) 4. Click on the Content Sources link

(Step 3) 5. Click on the Local SharePoint sites cell and in the page on the right side you can see the Crawl Schedules.

You can see two item: Full Crawl and Incremental Crawl

-  Use the Create Schedule link to create a new Crawl Schedule
-  Click the OK button on the page

Question No : 10 HOTSPOT - (Topic 6)

You are configuring SharePoint 2013 social features.

You need to ensure that users receive email notifications that relate to their microblogging activities.

Which settings should you configure from the User Profile Service Application? (To answer, select the appropriate link in the answer area.)

Answer Area



People

[Manage User Properties](#) | [Manage User Profiles](#) | [Manage User Sub-types](#) | [Manage Audiences](#) | [Schedule Audience Compilation](#) | [Manage User Permissions](#) | [Compile Audiences](#) | [Manage Policies](#)



Synchronization

[Configure Synchronization Connections](#) | [Configure Synchronization Timer Job](#) | [Configure Synchronization Settings](#) | [Start Profile Synchronization](#)



Organizations

[Manage Organization Properties](#) | [Manage Organization Profiles](#) | [Manage Organization Sub-types](#)



My Site Settings

[Setup My Sites](#) | [Configure Trusted Host Locations](#) | [Manage Promoted Sites](#) | [Publish Links to Office Client Applications](#) | [Manage Social Tags and Notes](#) | [Manage Following](#)

Answer:

Answer Area



People

[Manage User Properties](#) | [Manage User Profiles](#) | [Manage User Sub-types](#) | [Manage Audiences](#) | [Schedule Audience Compilation](#) | [Manage User Permissions](#) | [Compile Audiences](#) | [Manage Policies](#)



Synchronization

[Configure Synchronization Connections](#) | [Configure Synchronization Timer Job](#) | [Configure Synchronization Settings](#) | [Start Profile Synchronization](#)



Organizations

[Manage Organization Properties](#) | [Manage Organization Profiles](#) | [Manage Organization Sub-types](#)



My Site Settings

[Setup My Sites](#) | [Configure Trusted Host Locations](#) | [Manage Promoted Sites](#) | [Publish Links to Office Client Applications](#) | [Manage Social Tags and Notes](#) | [Manage Following](#)

Explanation:

Microsoft 70-332 : Practice Test

Answer Area



People

[Manage User Properties](#) | [Manage User Profiles](#) | [Manage User Sub-types](#) | [Manage Audiences](#) | [Schedule Audience Compilation](#) | [Manage User Permissions](#) | [Compile Audiences](#) | [Manage Policies](#)



Synchronization

[Configure Synchronization Connections](#) | [Configure Synchronization Timer Job](#) | [Configure Synchronization Settings](#) | [Start Profile Synchronization](#)



Organizations

[Manage Organization Properties](#) | [Manage Organization Profiles](#) | [Manage Organization Sub-types](#)



My Site Settings

[Setup My Sites](#) | [Configure Trusted Host Locations](#) | [Manage Promoted Sites](#) | [Publish Links to Office Client Applications](#) | [Manage Social Tags and Notes](#) | [Manage Following](#)

Enable microblogging e-mail notifications: On the Setup My Sites page, under E-mail Notifications, select Enable newsfeed email notifications if you want users to receive email notifications that relate to their microblogging activities.

Thank You For Trying 70-332 PDF Demo

To try our 70-332 Premium Files visit link below:

<https://examsland.com/latest-exam-questions/70-332/>

Start Your 70-332 Preparation

Use Coupon **EL25 for extra 25% discount on the purchase of Practice Test Software.**