

Microsoft

Exam 70-331

Core Solutions of Microsoft SharePoint Server 2013

Verson: Demo

[Total Questions: 10]

Topic break down

Topic	No. of Questions
Topic 2: Photo Processing	1
Topic 3: Blue Yonder Airlines	2
Topic 4: A.Datum	1
Topic 6: Mix Questions	6

Topic 2, Photo Processing

Background

General Background

You are a SharePoint administrator for an online photo-processing company named Contoso, Ltd. Contoso's primary customers are professional photographers. The Contoso SharePoint 2013 environment includes the sites described in the following table.

Description	URL	Usage
Public website	www.adatum.com	Photographers upload photos, customize print-processing options, and pay for orders.
Intranet site	intranet.contoso.com	Contoso employees collaborate with colleagues and store processed photo files.

The intranet site includes a document library for each employee in which the employee stores photos.

Technical Background

The SharePoint environment contains five front-end web servers that use Windows Network Load Balancing (NLB) with NLB affinity set to None. The company maintains all processed photos in the SharePoint content database. The content database uses RAID 5 storage. Photo files that are more than one year old are rarely viewed. Employees actively use the default self-service site creation feature.

The network infrastructure contains an Active Directory Domain Services (AD DS) environment. All servers run Windows Server 2008 R2. The internal AD DS domain is named contoso.com. Active Directory Federation Services (AD FS) is deployed in the LAN. Two AD FS proxy servers are deployed in the perimeter network. Users log on to client computers by using the syntax `username@contoso.com`.

Contoso has a lab environment that includes a dedicated AD DS environment and SharePoint 2013. The main lab SharePoint site is located at `lab.intranet.contoso.com`. A test site for a project named Project2 exists under `lab.intranet.contoso.com/corp`. The default self-service site creation feature is enabled for the test site.

Contoso has a development team that maintains the public website, maintains the intranet site, and creates SharePoint apps. The development team recently created a SharePoint-hosted app named App1 that converts .tif files to .png files.

Future Development

- ✍ Contoso is forming a new corporation named Proseware, Inc. that will sell SharePoint apps. The company has acquired the `proseware.com` domain name.
- ✍ Contoso is preparing to federate with Microsoft Office 365 and will use the `proseware.com` domain for Office 365 services.

Technical Requirements

You must meet the following technical requirements:

- ✍ App1 must have access to each employee's photo document library.
- ✍ App1 must use Windows Authentication.
- ✍ Each front-end web server must use a single IP address for all SharePoint sites and apps on that server.
- ✍ All SharePoint sites and apps must listen on port 9000.
- ✍ Office 365 must use single sign-on (SSO).

The company has established the following new monitoring requirements for the production SharePoint environment:

- ✍ Monitor whether a large number of documents are checked out.
- ✍ Monitor whether a large number of unpublished items are being requested.

The company has established the following new monitoring requirements for Project2:

- ✍ Monitor changes to a value in a specific registry key.
- ✍ Monitor the SharePoint cache hit ratios.
- ✍ Perform monitoring only from 9:00 A.M. to 3:00 P.M. daily.

Existing Problems

Multiple authentications often occur when users log on to and navigate in SharePoint. Users have reported some small delays accessing data.

The content database is currently stored on Serial Attached SCSI (SAS) disk drives and is growing at a rapid pace. The following related issues currently exist:

- ✍ SharePoint is not performing as well as it was when the content database was smaller.
- ✍ Storage costs to house the photo files are too expensive.

Scanned contracts are stored in binary large object (BLOB) cache storage. The BLOB cache is routinely filling up. End users are reporting poor performance when viewing scanned contracts.

Question No : 1 HOTSPOT - (Topic 2)

You are configuring the IIS website settings for a SharePoint application in the Create New Web Application wizard.

You need to ensure that the settings meet the technical requirements.

Which configuration option should you change? (To answer, select the appropriate option in the answer area.)

Microsoft 70-331 : Practice Test

IIS Web Site

Choose between using an existing IIS web site or create a new one to serve the Microsoft SharePoint Foundation application.

If you select an existing IIS web site, that web site must exist on all servers in the farm and have the same name, or this action will not succeed.

If you opt to create a new IIS web site, it will be automatically created on all servers in the farm. If an IIS setting that you wish to change is not shown here, you can use this option to create the basic site, then update it using the standard IIS tools.

Use an existing IIS web site
Default Web Site

Create a new IIS web site
Name
SharePoint - App1

Port
9000

Host Header
intranet.contoso.com

Path
d:\data\app1

Answer:

IIS Web Site

Choose between using an existing IIS web site or create a new one to serve the Microsoft SharePoint Foundation application.

If you select an existing IIS web site, that web site must exist on all servers in the farm and have the same name, or this action will not succeed.

If you opt to create a new IIS web site, it will be automatically created on all servers in the farm. If an IIS setting that you wish to change is not shown here, you can use this option to create the basic site, then update it using the standard IIS tools.

Use an existing IIS web site
Default Web Site

Create a new IIS web site
Name
SharePoint - App1

Port
9000

Host Header
intranet.contoso.com

Path
d:\data\app1

Explanation:

IIS Web Site

Choose between using an existing IIS web site or create a new one to serve the Microsoft SharePoint Foundation application.

If you select an existing IIS web site, that web site must exist on all servers in the farm and have the same name, or this action will not succeed.

If you opt to create a new IIS web site, it will be automatically created on all servers in the farm. If an IIS setting that you wish to change is not shown here, you can use this option to create the basic site, then update it using the standard IIS tools.

Use an existing IIS web site
Default Web Site

Create a new IIS web site

Name
SharePoint - App1

Port
9000

Host Header
intranet.contoso.com

Path
d:\data\app1

Note:

* From scenario:

All SharePoint sites and apps must listen on port 9000.

The main lab SharePoint site is located at lab.intranet.contoso.com. A test site for a project named Project2 exists under lab.intranet.contoso.com/corp.

Topic 3, Blue Yonder Airlines

Background

General Background

You are the SharePoint administrator for Blue Yonder Airlines. The company currently has a SharePoint 2010 environment. It is your responsibility to install and configure a SharePoint 2013 environment that will be used for information management and collaboration, both internally and with external partners. You must also migrate the existing SharePoint environment to SharePoint 2013.

Blue Yonder works with several external partners, including those described in the following table.

Partner company	Role	URL
Wingtip Toys	Designers of toy airplanes and other items sold by Blue Yonder.	http://www.wingtip toys.com
Tailspin Toys	Manufacturers of all toys sold by Blue Yonder.	http://www.tailspin toys.com
Margie's Travel	Staffing company that provides just-in-time staffing options for air and ground personnel.	http://www.margiestravel.com

Blue Yonder collaborates with Wingtip Toys and Tailspin Toys to design, manufacture, and sell airline-related toys to customers. The Blue Yonder board of directors expects the collaborative design process to become more effective as a result of implementing SharePoint 2013.

Technical Background

All existing servers run Windows Server 2008 R2. The network infrastructure contains an Active Directory Domain Services (AD DS) environment. The internal AD DS domain is named blueyonderairlines.com. User-specific contact information is stored and managed in AD DS. All employees are located in the ActiveUsers organizational unit (OU). Active Directory Federation Services (AD FS) is deployed in the LAN. Two AD FS proxy servers are deployed in the perimeter network. Users log on to client computers by using the syntax `username@blueyonderairlines.com`.

Blue Yonder provides access to the SharePoint environment to partners through individual URLs for each partner company. Each partner company has a dedicated web application and site collection. The following table describes the access URLs.

Partner company	URL to access environment
Wingtip Toys	https://wingtip toys.blueyonderairlines.com
Tailspin Toys	https://tailspin toys.blueyonderairlines.com
Margie's Travel	https://margiestravel.blueyonderairlines.com

In preparation for the upgrade you maximize the default upload limits for each web application.

Blue Yonder has an existing managed metadata service containing managed metadata and content types. The content types have workflows. You create a new managed metadata service connection for the Wingtip Toys web application.

A workflow created by Blue Yonder moves information through the product lifecycle. Each access URL specifies a separate web application, site collection, and site.

Business Requirements

The SharePoint environment must meet the following business requirements:

- ✍ Provide an environment where toy design, manufacturing, and sales information can be shared between Blue Yonder and partner companies.
- ✍ Provide a training site for internal and external users.
- ✍ Allow content authors of training materials to upload documents, large image files, and large video files for consumption by internal and external users.
- ✍ Allow users to sort content by category.
- ✍ Ensure that users from Wingtip Toys or Tailspin Toys can access content only in their own areas of the portal.
- ✍ Prevent users from Wingtip Toys and Tailspin Toys from adding terms or creating enterprise keywords.
- ✍ Content types and keywords must be shared between sites, site collections, and web applications.
- ✍ Simplify search processes by collecting unique characteristics and information about each uploaded item.
- ✍ Allow administrators to promote search query results across the entire environment.
- ✍ Allow resource coordinators from Blue Yonder to find temporary staffing options from Margie's Travel contractors and employees.
- ✍ Provide opportunities for social interaction between employees, contractors, and external contacts to promote idea generation and socialization.
- ✍ Utilize site feeds on all collaborative sites.
- ✍ Replicate profile information in the <https://blueyonderairlines.com> site to partner sites.
- ✍ Ensure that third-party vendors can read and modify documents.
- ✍ For publishing sites, use only friendly URLs that do not contain anything other than the direct address. Avoid URL constructions such as `/Lists/Posts/Post.aspx?ID = 568`.

Site content must meet the following requirements:

Individual training videos must be in single files, and presented on the training site.

Changes to confidential documents must be logged.

Technical Requirements

You must meet the following technical requirements:

- ✍ Store all large files outside of the SharePoint content database or databases.
- ✍ All servers must run on virtual machines.
- ✍ Ensure that search queries are handled by web servers.
- ✍ Ensure that all lists support multiple content types.

Question No : 2 DRAG DROP - (Topic 3)

You need to ensure that profile information about contractors and employees is available in search results.

Microsoft 70-331 : Practice Test

Which three actions should you perform in sequence? (To answer, move the appropriate actions from the list of actions to the answer area and arrange them in the correct order.)

	Answer Area
Enable continuous crawl on the Blue Yonder People Search content source.	
Enable continuous crawl on the Margie's Travel People Search content source.	
As the site collection administrator, configure service application settings for the site collection.	
Select the Search service application that contains https://margiestravel.blueyonderairlines.com.	
Select the Search service application that contains https://blueyonderairlines.com.	
Disable continuous crawl on the Margie's Travel People Search content source.	
As the Search service administrator, configure service application settings in Central Administration.	

Answer:

Microsoft 70-331 : Practice Test

	Answer Area
Enable continuous crawl on the Blue Yonder People Search content source.	Enable continuous crawl on the Margie's Travel People Search content source.
Enable continuous crawl on the Margie's Travel People Search content source.	
As the site collection administrator, configure service application settings for the site collection.	Select the Search service application that contains https://margiestravel.blueyonderairlines.com.
Select the Search service application that contains https://margiestravel.blueyonderairlines.com.	
Select the Search service application that contains https://blueyonderairlines.com.	
Disable continuous crawl on the Margie's Travel People Search content source.	
As the Search service administrator, configure service application settings in Central Administration.	As the Search service administrator, configure service application settings in Central Administration.

Explanation:

Box 1:

Enable continuous crawl on the Margie's Travel People Search content source.

Box 2:

Select the Search service application that contains https://margiestravel.blueyonderairlines.com.

Box 3:

As the Search service administrator, configure service application settings in Central Administration.

Note:

* From Scenario:

Allow resource coordinators from Blue Yonder to find temporary staffing options from Margie's Travel contractors and employees.

* How to create and configure a SharePoint Search service application

When you deploy and configure a Search service application, you perform the following main tasks:

- ✍ Create accounts — Certain domain user accounts are required specifically for a Search service application.
- ✍ Create a Search service application — A Search service application provides enterprise search features and functionality.
- ✍ Configure the Search service application — Basic configuration of a Search service application includes configuring a default content access account, an email contact, and content sources.
- ✍ You configure a Search service application on the Search Administration page for that service application.

- ✍ Configure the Search service application topology — You can deploy search components on different servers in the farm. You can also specify which instance of SQL Server is used to host the search-related databases.

* Enabling continuous crawl has the following advantages:

The search results are very fresh, because the SharePoint content is crawled frequently to keep the search index up to date.

The search administrator does not have to monitor changing or seasonal demands for content freshness. Continuous crawls automatically adapt as necessary to the change rate of the SharePoint content.

Question No : 3 - (Topic 3)

Each training video file can be up to 10 GB in size.

You need to ensure that content authors can upload training video files.

Which two actions should you perform? (Each correct answer presents part of the solution. Choose two.)

- A. Compress large video files so that they do not exceed 2 GB each.
- B. Set the size limit of the content database to unlimited.
- C. Divide large video files into multiple files that do not exceed 50 MB each.
- D. Utilize Remote BLOB Storage.

Answer: A,D

Explanation: A:

* Will the maximum file size limit change in SharePoint Server 2013?

No, the maximum file size that can be uploaded to SharePoint will remain at 2GB.

* The maximum file size limit for storing file content through SharePoint is 2 GB **regardless** of whether or not you are using RBS.

D: In SharePoint 2013, a binary large object (BLOB) is a file, such as a Office 2013 document or a video file. By default, these BLOBs, also named unstructured data, are stored online in the SharePoint content database together with the metadata, or structured data. Because BLOBs can be very large, it can be helpful to move BLOB data out of the SQL Server database, and onto commodity or content addressable storage. To do this, you can use RBS (Remote BLOB Storage).

Note:

* From Scenario (not C): Individual training videos must be in single files

* RBS stands for Remote Blob Storage. The premise of RBS is that it is much faster to render large BLOBs(Binary Large Objects) from a file system rather than from a database (such as the SharePoint Content Database). Therefore, by moving this content out of the SharePoint Content Database, you not only shrink the overall size of your content database, you are able to also move that content on external file stores such as SAN, NAS or DAS.

Reference: Plan for RBS in SharePoint 2013

Topic 4, A.Datum

Background

General Background

You are a SharePoint administrator for A. Datum Corporation. A. Datum is a large legal firm with offices in Chicago, New York, and London. A. Datum is merging with a smaller legal firm named Fabrikam, Inc.

Technical Background

A. Datum has an Active Directory Domain Services (AD DS) domain named adatum.com. The domain contains an Active Directory Rights Management Services (AD RMS) server.

The A. Datum SharePoint environment includes the sites described in the following table.

Site	URL	Description
Public site	www.adatum.com	Public website
Intranet portal	intranet.adatum.com	Internal portal for company information
Document portal	docs.adatum.com	Internal portal for document storage
My Site portal	my.adatum.com	Internal portal for social networking

The A. Datum SharePoint environment contains two servers that run all SharePoint services. The servers run Windows Server 2012 and are members of the domain. A third-party file-level antivirus application runs on all servers in the domain. The adatum.com farm uses Microsoft SQL Server 2012 for the SharePoint databases.

A. Datum is planning a three-tier SharePoint farm to replace the existing farm. A firewall will be placed between each tier. All servers must be virtualized unless otherwise specified. The following servers are available for the new SharePoint environment:

Server name	Operating system	Location
SERVER01	None	Chicago
SERVER02	None	Chicago
SERVER03	None	New York
HOST01	Windows Server 2012 with Hyper-V	Chicago
HOST02	Windows Server 2012 with Hyper-V	Chicago

All user accounts are stored in and maintained by using Active Directory. The My Site portal and document portal SharePoint sites receive user and group membership information by using Active Directory synchronization. New users often have to wait more than 24 hours before they can view their user profile information.

Fabrikam has an AD DS domain named fabrikam.com and a single-server SharePoint environment.

Web Applications

A new remote web application named App1 will be hosted in the adatum.com domain. App1 will require access to SharePoint resources in the fabrikam.com domain. SharePoint administrators in the fabrikam.com domain must be able to administer App1 by using Windows PowerShell.

Technical Requirements

You must meet the following technical requirements:

- ✍ Fabrikam users must be able to directly access internal SharePoint resources in the adatum.com domain.
- ✍ Datum users must not be able to access resources in the fabrikam.com domain.
- ✍ All documents relating to the merger must contain a barcode, and must be protected from distribution.
- ✍ Authenticated users must not be prompted for credentials when they access App1.
- ✍ Users in the adatum.com domain must be able to access all SharePoint sites the same day they receive their Active Directory account credentials.
- ✍ When a user account is deleted, the user's personal site collection must automatically be removed within 12 hours.
- ✍ The antivirus application must not scan SharePoint directories.

When migrating the SharePoint environment, you must meet the following requirements:

- ✍ The application and database servers must not be accessible from the Internet.
- ✍ The database servers must accept connections only from the SharePoint servers.
- ✍ The database servers must be physical machines running Windows Server 2012 with direct access to storage.
- ✍ The database servers must be configured for redundancy.
- ✍ All database transaction logs must be sent off-site.
- ✍ All SharePoint installation prerequisites must be installed offline.

Question No : 4 DRAG DROP - (Topic 4)

You need to configure the SharePoint environment for App1.

Which three actions should you perform in sequence? (To answer, move the appropriate actions from the list of actions to the answer area and arrange them in the correct order.)

Microsoft 70-331 : Practice Test

	Answer Area
From the fabrikam.com SharePoint environment, create a trusted root authority.	
From the adatum.com SharePoint environment, create an identity provider.	
From the fabrikam.com SharePoint environment, export the security token certificate.	
From the adatum.com SharePoint environment, export the security token certificate.	
From the adatum.com SharePoint environment, create a trusted root authority.	
From the fabrikam.com SharePoint environment, create an identity provider.	

Answer:

	Answer Area
From the fabrikam.com SharePoint environment, create a trusted root authority.	From the adatum.com SharePoint environment, create a trusted root authority.
From the adatum.com SharePoint environment, create an identity provider.	From the fabrikam.com SharePoint environment, create an identity provider.
From the fabrikam.com SharePoint environment, export the security token certificate.	From the fabrikam.com SharePoint environment, export the security token certificate.
From the adatum.com SharePoint environment, export the security token certificate.	
From the adatum.com SharePoint environment, create a trusted root authority.	
From the fabrikam.com SharePoint environment, create an identity provider.	

Explanation:

Box 1: From the adatum.com SharePoint environment, create a trusted root authority.

Box 2: From the fabrikam.com SharePoint environment, create an identity provider.

Box 3: From the fabrikam.com SharePoint Environment, export the security token certificate.

Note:

* From scenario:

/ Fabrikam has an AD DS domain named fabrikam.com

/ Fabrikam users must be able to directly access internal SharePoint resources in the adatum.com domain.

/ Datum users must not be able to access resources in the fabrikam.com domain.

* Add Certificate to the SharePoint Trusted Root Certificate Authority

Step 1: Export the Security Certificate

Here from Fabrikam.

Step 2: Import the Security Certificate into SharePoint Trusted Root Certificate authority

Here in Adatum.com

Topic 6, Mix Questions

Question No : 5 HOTSPOT - (Topic 6)

A three-tiered SharePoint farm contains two front-end web servers, one application server, and one enterprise database server. The database server is also used by other critical line-of-business applications. You do not have administrative rights on the database server.

The SharePoint content databases are fragmented and are degrading the performance of other databases.

You need to access the correct tools for performing maintenance on the SharePoint content databases.

Which option should you choose? (To answer, select the appropriate option in the answer area.)

Monitoring



Health Analyzer

Review problems and solutions | Review rule definitions



Timer Jobs

Review job definitions | Check job status



Reporting

View administrative reports | Configure diagnostic logging |
Configure usage and health data collection | View health reports

Answer:

Monitoring



Health Analyzer

Review problems and solutions | Review rule definitions



Timer Jobs

Review job definitions | Check job status



Reporting

View administrative reports | Configure diagnostic logging |
Configure usage and health data collection | View health reports

Explanation:

Monitoring



Health Analyzer

Review problems and solutions | Review rule definitions



Timer Jobs

Review job definitions | Check job status



Reporting

View administrative reports | Configure diagnostic logging |
Configure usage and health data collection | View health reports

Note:

Resolution: Enable and run the crawl database defragmentation health rule

- ✍ Verify that the user account that is performing this procedure is a member of the Farm Administrators group.
- ✍ In Central Administration, on the home page, click Monitoring.
- ✍ On the Monitoring page, in the Health Analyzer section, click Review rule definitions.
- ✍ On the All Rules page, in the Performance section, click Search - One or more crawl databases may have fragmented indices.
- ✍ If the rule is not enabled, in the Health Analyzer Rule Definitions dialog, click Edit Item on the ribbon. Ensure that the Enabled check box is selected, and then click Save on the ribbon.
- ✍ On the ribbon, click Run Now.
- ✍ Click Close.

The rule iterates over all crawl databases in all Search service applications. When it runs, it attempts to perform an online defragmentation first, and then it switches to offline defragmentation where required. In online defragmentation, only the SQL Server leaf pages are defragmented, not the SQL Server locked pages. In offline defragmentation, the locked pages and all the leaf pages are defragmented.

Question No : 6 - (Topic 6)

You are the farm administrator for a single-server SharePoint 2010 Foundation environment.

The company plans to upgrade to SharePoint 2013 Foundation.

You need to ensure that the existing server meets the minimum requirements.

Which three requirements must you meet? (Each correct answer presents part of the solution. Choose three.)

- A. 64-bit edition of Windows Server 2008 SP2
- B. 64-bit processor
- C. 8 GB of RAM
- D. 80 GB of free disk space for the system drive
- E. 64-bit edition of SQL Server 2008

Answer: B,C,D

Explanation: Installation Scenario

Single server with a built-in database or single server that uses SQL Server Development or evaluation installation of SharePoint Server 2013 or SharePoint Foundation 2013 with the minimum recommended services for development environments.

Requirement:

B: 64-bit, 4 cores Processor

C: 8 GB RAM

D: 80 GB for system drive

Incorrect:

Not A: Minimum requirements for a single server with built-in database:

The 64-bit edition of Windows Server 2008 R2 Service Pack 1 (SP1) Standard, Enterprise, or Datacenter or the 64-bit edition of Windows Server 2012 Standard or Datacenter



Note: no need of a SQL server (can use the builtinSharepoint database server)

Reference: Hardware and software requirements for SharePoint 2013




Question No : 7 - (Topic 6)

A company's SharePoint environment contains three web applications.

The company must record the following information for each document in any of the three web applications:

-  The date and time at which the document was last reviewed.
-  Additional custom date and time information as requirements are identified.

You have the following requirements:

-  Ensure that the current information is available when searching content and for refining search results.
-  Ensure that the additional custom date and time information can be assigned to content in all web applications.
-  Ensure that SharePoint users who are not farm administrators can record additional date and time information as required.

You need to meet the requirements.

What should you do?

- A. Create a column of data type Date and Time in a document library in each site collection.
- B. In Central Administration, create a term set with a term of data type Date and Time.
- C. Create a content type that uses a custom field of data type Date and Time in each site collection.
- D. Create a site column of data type Date and Time in each site collection.

Answer: B

Question No : 8 - (Topic 6)

A SharePoint environment contains a single web application at <http://web01>.

You create a site collection under the web application. The site collection has the URL <http://sharepoint.contoso.com>.

You need to ensure that the site collection is also accessible at <http://intranet.contoso.com>.

What should you do?

- A. Add intranet.contoso.com as an alternate access mapping for the web application.
- B. Extend the web application and add intranet.contoso.com to the Intranet Zone.
- C. Run the `Set-SPSiteUrl` Windows PowerShell cmdlet.
- D. Run the `New-SPSite` Windows PowerShell cmdlet.

Answer: C





Question No : 9 DRAG DROP - (Topic 6)

A company's SharePoint environment contains a single web application with a root site collection that hosts the company intranet site.

The company plans to allow project managers to create project-specific sites and assign permissions for those sites to project team members.

The project sites will contain large files.

You have the following requirements:

-  Create a separate area of the intranet site for the purpose of containing project sites.
-  Assign a distinct URL to the project site area.
-  Ensure that project managers can create project sites and add users to project sites.
-  Ensure that project site data is stored separately from other intranet site content.

You need to create and configure the project site area.

Which three actions should you perform in sequence? (To answer, move the appropriate actions from the list of actions to the answer area and arrange them in the correct order.)

	Answer Area
In the root site for the intranet, enable the setting to use additional content databases.	
In a content database separate from that of the intranet site, create a site collection under the managed path.	
In the root site for the site collection, grant project managers permission to create sites and add users to the sites.	
Create a site at the root of the intranet site.	
In Central Administration, create a managed path for the web application.	

Answer:

	Answer Area
In the root site for the intranet, enable the setting to use additional content databases.	
In a content database separate from that of the intranet site, create a site collection under the managed path.	
In the root site for the site collection, grant project managers permission to create sites and add users to the sites.	
Create a site at the root of the intranet site.	
In Central Administration, create a managed path for the web application.	

Explanation:

* Create managed path for the web application* In a content database separate from that of the intranet site create a site collection* In the root site for the site collection, grant permissions

Question No : 10 HOTSPOT - (Topic 6)

You need to implement Community sites and eDiscovery centers in Office 365.

In the table below, select the Office 365 plan that you should use for each type of site.

NOTE: Make only one selection in each column.

Office 365 plan	Community site	eDiscovery center
Office 365 Business Premium	<input type="radio"/>	<input type="radio"/>
Office 365 Business E1	<input type="radio"/>	<input type="radio"/>
Office 365 Business E3	<input type="radio"/>	<input type="radio"/>
Office 365 Business E4	<input type="radio"/>	<input type="radio"/>

Answer:

Office 365 plan	Community site	eDiscovery center
Office 365 Business Premium	<input checked="" type="radio"/>	<input type="radio"/>
Office 365 Business E1	<input type="radio"/>	<input type="radio"/>
Office 365 Business E3	<input type="radio"/>	<input checked="" type="radio"/>
Office 365 Business E4	<input type="radio"/>	<input type="radio"/>

Explanation:

Microsoft 70-331 : Practice Test

Office 365 plan	Community site	eDiscovery center
Office 365 Business Premium	<input checked="" type="radio"/>	<input type="radio"/>
Office 365 Business E1	<input type="radio"/>	<input type="radio"/>
Office 365 Business E3	<input type="radio"/>	<input checked="" type="radio"/>
Office 365 Business E4	<input type="radio"/>	<input type="radio"/>

We choose the simplest plan that meet the requirement.

Office 365 Business Premium supports Intranet site for your teams

Office 365 Business E3 supports eDiscovery center.

Thank You For Trying 70-331 PDF Demo

To try our 70-331 Premium Files visit link below:

<https://examsland.com/latest-exam-questions/70-331/>

Start Your 70-331 Preparation

Use Coupon **EL25 for extra 25% discount on the purchase of Practice Test Software.**