

Cisco

200-355 Exam

**Cisco Implementing Cisco Wireless Network Fundamentals
Exam**

**Questions & Answers
Demo**

Version: 15.0

Question: 1

How many dbm is 40mW?

- A. 10dbm
- B. 22dbm
- C. 20dbm
- D. 16dbm

Answer: D

Question: 2

Which two options are primary functions of the Cisco unified wireless LWAPP architecture? (choose two.)

- A. Tunneling of VPN clients over the WAN
- B. Control and management of the CAPWAP
- C. Collection of 802.1Q trunks
- D. Tunneling of WLAN client traffic to the WLC
- E. Control and management of vtp

Answer: B.D

Question: 3

Which two organizations are regulatory domain governing bodies? (choose two)

- A. ETSI
- B. ICAN
- C. FCC
- D. IANA
- E. IPS

Answer: A,C

Question: 4

Which option is the maximum power setting for an access in any regulatory domain on a Cisco wireless LAN controller?

- A. 10
- B. 8
- C. 1
- D. 5

Answer: C

Question: 5

Which CAPWAP AP management access method is available as the default setting?

- A. The console port and SSH
- B. Only the console port
- C. SSH only
- D. The console port, SSH and HTTPs

Answer: B

Question: 6

A controller is connected to a Cisco catalyst switch. The switch port configuration looks like this:

```
Interface GigabitEthernet 1/0/20
Switchport
Switchport trunk encapsulation dot1q
Switchport trunk allowed vlan 1,20,30,50
Switchport mode trunk
```

Which controller CLI command assigns its management interface to the native VLAN interface of the CISCO catalyst switch?

- A. Config interface vlan management 50
- B. Config interface vlan management 1
- C. Config interface vlan management 0
- D. Config interface vlan management 30
- E. Config interface vlan management 20

Answer: C

Question: 7

A client wants to implement an enterprise WLAN solution with the minimum hardware deployed onsite. What solution fulfills this requirement?

- A. Cloud
- B. Covered
- C. Autonomous
- D. Centralized

E. Flexconned

Answer: E

http://www.cisco.com/c/en/us/td/docs/wireless/controller/8-0/configuration-guide/b_cg80.pdf

Question: 8

On an autonomous access point, to which interface do you assign the IP address so that the GUI configuration tool can be used?

- A. BVI1
- B. DotHRadio0
- C. GigabitEthernet0
- D. FastEthernet0

Answer: A

Question: 9

Why would you deploy multiple access points in an office area?

- A. To improve wireless security
- B. To deploy multiple SSIDs
- C. To implement seamless roaming between access points
- D. To avoid channel overlap

Answer: C

Question: 10

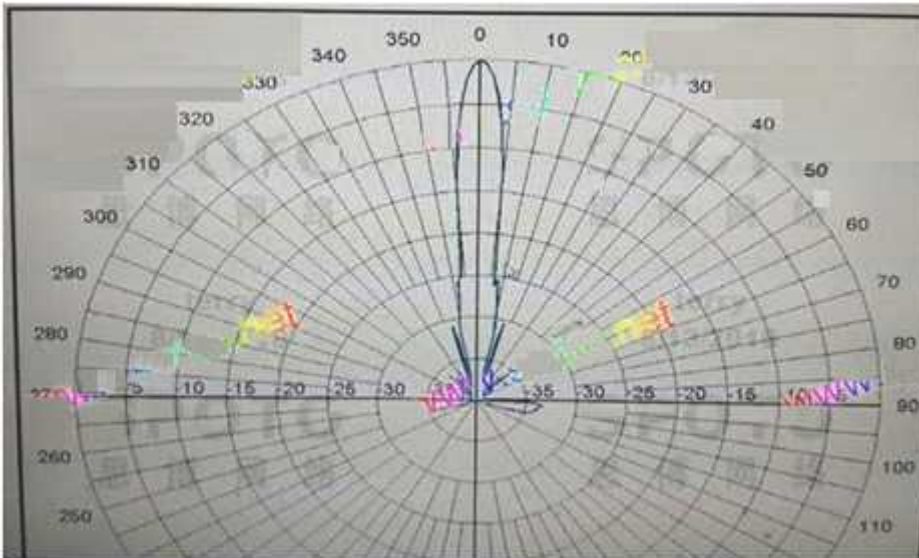
What is the theoretical EIRP when using 10 meters of cable with 0.5-dB/m signal loss to connect a 21 dBi dish antenna to an access point with the transmit power set to 50mW?

- A. 200 mW
- B. 100mW
- C. 1000mW

Answer: C

Question: 11

Refer to the exhibit.



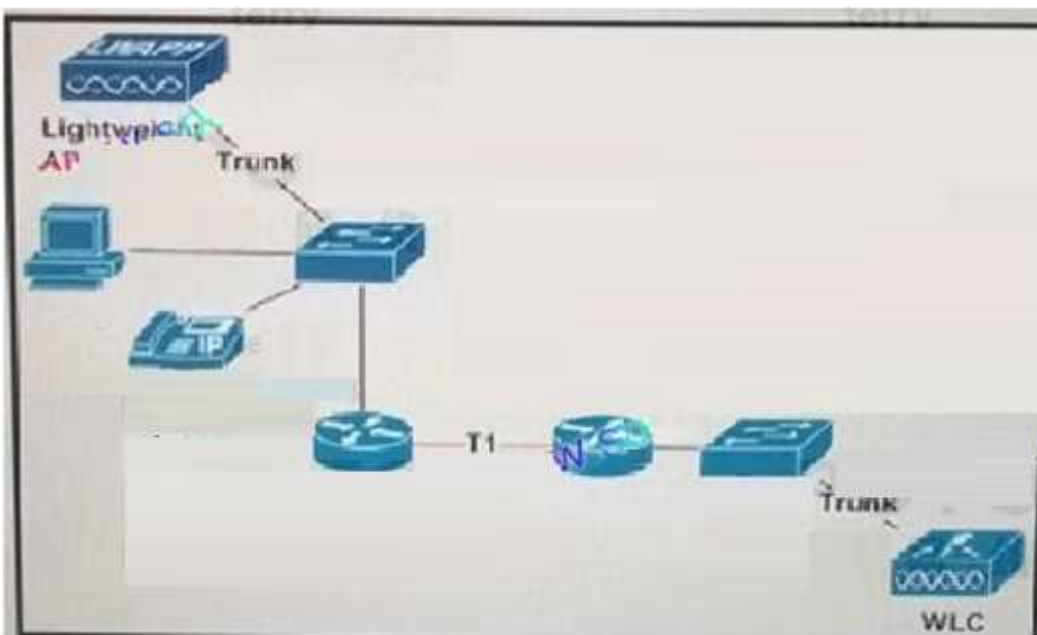
Which type of antenna does the H-plane pattern show?

- A. Vertically polarized sector
- B. Diversity patch
- C. Directional dish
- D. Dipole

Answer: C

Question: 12

Refer to the exhibit.



A company added a Cisco Wireless LAN Controller to the network and converted all APs to lightweight APs. What is the hop order of the data packets when traveling from Client A to Client B. if

the APs are local mode?

- A. Monitor
- B. Local
- C. FlexConnect
- D. SE-Connect

Answer: C

Question: 13

What regulatory body approves a Wi-Fi device before it can be sold in the US?

- A. FCC O
- B. ITU-R
- C. IEEE
- D. WiFi-Alliance

Answer: A

Question: 14

End-to-end encryption is a management requirement for a wireless deployment. When importing the WLCs into CISCO Prime Infrastructure 2.0, which two options represent the version of SNMP and remote access parameter that fulfil this requirement?(Choose two)

- A. HTTPS
- B. SNMPv1
- C. SNMPv3
- D. SNMPv2c
- E. SSH

Answer: CE

Question: 15

A wireless engineer with ID27695510 is troubleshooting an RF issue. Which device in the lightweight WLAN architecture is responsible for RF management?

- A. Prime Infrastructure
- B. WLC
- C. MSE
- D. Lightweight access point

Answer: B

Question: 16

DRAG DROP

Drag and drop the infrastructure connections from the left onto the correct description on the right.

trunk	Connects to access port on an infrastructure switch
AP	Physical connections to the switched network infrastructure
LAG	Distribution system ports are ususally configured as unconditional 802.1Q port
WLC	Used by controller to bundle distribution system ports together

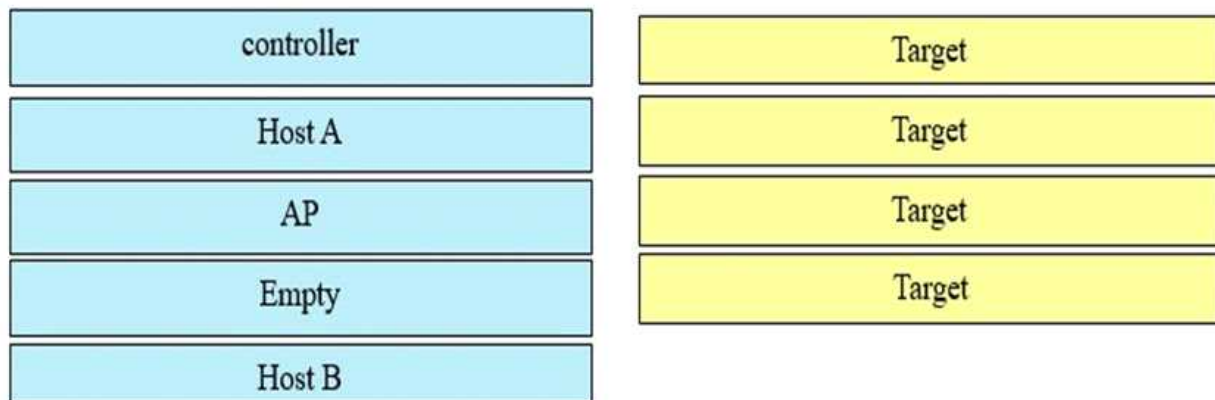
Answer:

WLC
trunk
AP
LAG

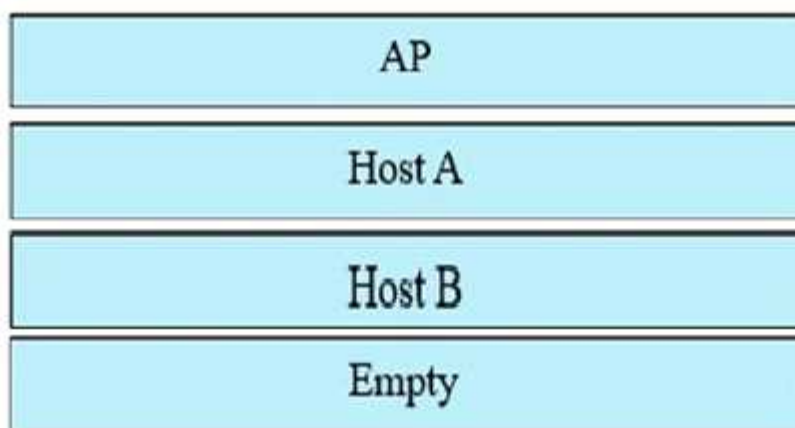
Question: 17

DRAG DROP

Refer to the exhibit. Drag the MAC addresses on the left that will allow the wireless station Host A to send a frame through a controller based AP to the wired station Host B and drop them in the correct order on the right. Not all options are used.



Answer:



Question: 18

A customer is using a "guest" VLAN at a remote site to provide access for onsite guests or visitors to access the Internet, while prohibiting them from accessing internal sites. Which network technology isolates guest traffic while utilizing the existing corporate network?

- A. frame relay
- B. vPC
- C. DMVPN
- D. GRE tunnel

Answer: C

Question: 19

While designing a highly resilient infrastructure, which layer is typically port of failure?

- A. Distribution
- B. WAN

- C. Internet
- D. access

Answer: D

Question: 20

Which STP feature allows an access port to bypass the learning and listening states?

- A. Loop Guard
- B. Root Guard
- C. BPDU Guard
- D. PortFast

Answer: D

Question: 21

Which colour and status of the LED indicate that at least one client is connected to a Cisco 2702 series access point?

- A. solid green
- B. blinking blue
- C. solid red
- D. solid blue

Answer: D

Question: 22

A client is upgrading its wireless infrastructure to IEEE 802.11n capable access points. Which technology leverages the 802.11n radios to provide better coverage and throughput for legacy IEEE 802.11 a/g clients?

- A. MRC
- B. spatial streams
- C. MIMO
- D. beam-forming

Answer: C

Question: 23

You are configuring an external RADIUS server in the wireless controller. Which two items must you define in the controller? (Choose two)

- A. VLAN
- B. encryption
- C. shared secret
- D. server IP address
- E. SSID

Answer: C,D

Question: 24

A customer is trying to avoid utilizing DFS frequencies in the 5-GHz spectrum, because he is concerned about interference with radar signals. Which channel should be avoided?

- A. 52
- B. 161
- C. 36
- D. 149

Answer: A

Question: 25

When planning for VoWLAN applications, what must the overlap be between the cells?

- A. 15 to 20 percent
- B. 25 to 30 percent
- C. no overlap
- D. 30 to 40 percent

Answer: A

Question: 26

Which Cisco WLC appliance or module can support as many as 1500 access points?

- A. Cisco 5508
- B. Cisco 5520
- C. Cisco 5760
- D. Cisco WiSM2

Answer: B

Question: 27

Which two options are considered to be non-real-time applications? (Choose two.)

- A. Citrix remote desktop
- B. email
- C. Collaboration
- D. video
- E. social media

Answer: BE

Question: 28

The EoIP tunnel between anchor and foreign controllers is not functioning. Which two ports and protocols must be open to enable the tunnel to form? (Choose two)

- A. UDP port 1646
- B. IP 97
- C. UDP port 5247
- D. UDP port 16666
- E. UDP port 5246

Answer: B,D

Question: 29

Which two commands needed to ensure that Cisco WLC can be managed only via a secure web browser, with a cipher of 128 bits or larger and without Telnet or SSH? (Choose two)

- A. config network secureweb cipher-option sslv2di
- B. config network ssh disable
- C. config network webmode enable
- D. config network secureweb enable
- E. config network secureweb cipher-option high enable

Answer: D,E

Question: 30

A customer is converting from a Flex Connect solution to a converged access solution at a remote facility. The facility currently supports 500 users with 45 access points, so he is planning to install only one switch. What switch would need to be implemented to support the new converged access methodology?

- A. Cisco 3850 Series Switch
- B. Cisco 6800 Series Switch
- C. Cisco 3650 Series Switch
- D. Cisco 4500 Series Switch

Answer: A

<http://ccnawirelesswannabe.blogspot.com/2016/08/configuring-cisco-36503850-wireless.html>

Question: 31

Which Converged Access option on a WLC must you configure to maintain a client database under a complete mobility domain?

- A. mobility agent
- B. mobility group
- C. mobility oracle
- D. mobility controller

Answer: C

https://www.cisconsin.com/en/usMdocs/wireless/controller/8-4/config-guide/b_cg84/configuring_ne

Thank You For Trying 200-355 PDF Demo

To try our 200-355 Premium Files visit link below:

<https://examsland.com/latest-exam-questions/200-355/>

Start Your 200-355 Preparation

Use Coupon **EL25 for extra 25% discount on the purchase of Practice Test Software.**